


# WGH/WPH

## Glass Wallpacks – Horizontal Lamp


- Borosilicate glass refractor softens lamp image and provides uniform distribution - 4 times spacing to mounting height
- Cast aluminum frame holds lens, hinges to side of housing and seals with two stainless steel screws
- Cast aluminum housing with 1/2" conduit entries, button photocontrol can be field installed

- WGH Mid-size is 150w PSMH; WGH large handles 250-400w
- WGH-70/100 compact size PSMH and HPS
- Listed to UL1598 for use in wet locations
- All units have dark bronze powder paint finish, Quad-Tap® ballasts and lamps included; 150w PSMH is shipped with medium base lamp; All other HID wattages include mogul base lamp



WGH 150-400

PSMH WGH 70-100



HPS WPH 70-100



### STOCK ORDERING INFORMATION

Catalog Number <sup>1</sup>	Size	Wattage/Source	Voltage	Finish	Lamp	Weight lbs. (kg)	PKG. CODE
WGH-150P	Mid-Size	150w PSMH	120, 208, 240, 277V	Bronze	Included	19 (8.6)	FCC
WGH-150S	Mid-Size	150w HPS	120, 208, 240, 277V	Bronze	Included	18 (8.2)	FCC
WGH-150S120	Mid-Size	150w HPS	120V	Bronze	Included	15 (6.8)	FCC
WGH-250P	Large	250w PSMH	120, 208, 240, 277V	Bronze	Included	34 (15.4)	FCC
WGH-400P	Large	400w PSMH	120, 208, 240, 277V	Bronze	Included	37 (16.8)	FCC

Catalog Number	Source/ Lens	Wattage/Voltage	Finish	Start Temperature	Weight lbs. (kg)	PKG. CODE
WPH-70S	HPS - Polycarbonate/Lens	70 HPS 120V	Bronze	-40°F	8 (3.6)	FCC
WGH-70H	PSMH - Glass Refractor	70 PSMH 120/208/240/277V	Bronze	-20°F	9 (4.1)	FCC
WGH-100H	PSMH - Glass Refractor	100 PSMH 120/208/240/277V	Bronze	-20°F	10 (4.5)	FCC

### STOCK ACCESSORIES - Order Separately

Catalog Number	Description	PKG. CODE
PBT-1	Photocontrol - button type 120V	SCC
PBT-234	Photocontrol - button type 208, 240, 277V	SCC
PTA -8	Photocontrol - external stem mount 120, 240, 277V	BC

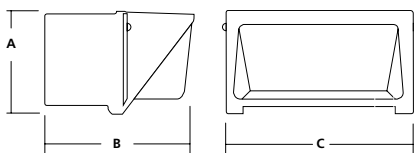
### MADE-TO-ORDER ACCESSORIES - Order Separately

Catalog Number	Description	PKG. CODE
SM708-GUARD	Wireguard for large fixtures	BC
SM708-VISOR	Top visor for large fixtures	BC

### MADE-TO-ORDER REPLACEMENT PARTS

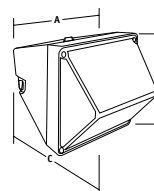
Catalog Number	Description	PKG. CODE
SM708-REPLGL	Glass only for WGH-250/400	BC
SM708-FRAME/GLASS	Lens door assembly for WGH-250/400	BC
SM704-REPLGL	Glass only for WGH-70H/100H	BC
SM704-FRAME/GLASS	Lens door assembly for WGH-70H/100H	BC
SM705-LENS	Polycarbonate refractor only for WPH-70S/100S	BC

### DIMENSIONS -WGH 84/150/250/400



	A	B	C
Mid-Size	9"	7.25"	13"
	229 mm	184 mm	330 mm
Large	9"	13"	17"
	229 mm	330 mm	432 mm

### DIMENSIONS -WPH/WGH 70/100



A	B	C
8 1/2"	8 1/2"	8 1/2"
216 mm	216 mm	216 mm



**HUBBELL**  
Outdoor Lighting