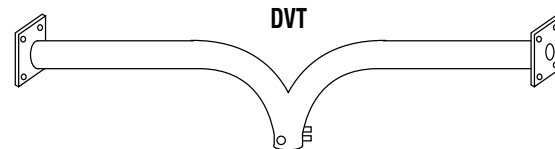
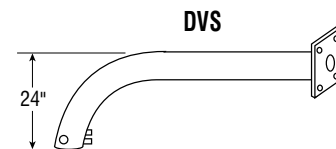
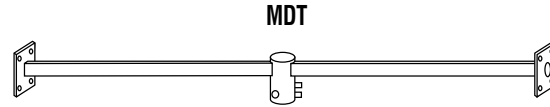
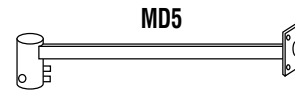


# Accessories

## Tennis Brackets

Order Number	Mounting Arrangement	Arm Length (Ft.)	Slipfitter Size OD (in.)	Bracket EPA	Wt./Lbs.
<b>STRAIGHT ARM SERIES</b>					
<b>MDS</b>	Single	3	2.375"	1.6	40
<b>MDT</b>	Twin 180°	6	2.375"	3.2	80

Order Number	Mounting Arrangement	Arm Length (Ft.)	Slipfitter Size OD (in.)	Bracket EPA	Wt./Lbs.
<b>DAVIT ARM SERIES</b>					
<b>DVS</b>	Single-tenon	4	2.375"	1.3	40
<b>DVT</b>	Twin 180°-tenon	8	2.375"	2.6	80
<b>FPS</b>	Single-fence post	3	3.5"	1.2	40
<b>FPT</b>	Twin 180°-fence post	6	3.5"	2.5	80



**Note:** Specify **Color**.  
 DV brackets are steel and slipfit 2.375" OD tenon.  
 FP brackets slip inside 3.5" Schedule 40 fence post.

### To be used on the following luminaires:

**Magnuspec (MSS)**  
**Magnusquare (MSV)**  
**Magnudisc (DM)**

### Specify Color:

- |                      |                                  |
|----------------------|----------------------------------|
| <b>1</b> Dark Bronze | <b>P</b> Platinum Silver         |
| <b>2</b> Black       | <b>R</b> Red (premium)           |
| <b>4</b> White       | <b>7</b> Forrest Green (premium) |
| <b>3</b> Gray        |                                  |

Catalog Number	Description	EPA ft <sup>2</sup> (m <sup>2</sup> )	Weight lbs. (kg)
<b>Arms</b>			
<b>MAL-4-X</b>	4" rigid arm for flat surfaces	0.2 (0.02)	2.5 (1.1)
<b>MAL-10-X</b>	10" arm for flat surfaces	0.5 (0.05)	6 (2.7)
<b>MAL-KF-X</b>	10" adjustable arm for flat surfaces	0.5 (0.05)	5.75 (2.6)
<b>Slipfitters</b>			
<b>MAL-K-X</b>	2.375" OD slipfitter for single fixture	—	5 (2.3)
<b>MAL-TK-X</b>	2.375" OD slipfitter for twin fixtures (180°)	—	7 (3.2)
<b>SSP-90-X</b>	2.375" - 2.875" OD slipfitter for max. four fixtures (90°)	0.4 (0.04)	20 (9)
<b>RSD-3120-X</b>	2.375" - 2.875" OD slipfitter for max. three fixtures (120°)	0.2 (0.02)	20 (9)
<b>RSD-90-X</b>	For MAL-10 arms only - four fixtures max. (90°) — 4" OD (must order RSD-04 for each luminaire) 2.375" or 2.875" OD tenons	0.2 (0.02)	20 (9)
<b>Adapters</b>			
<b>MAL-FM</b>	Flush mount hardware - required when no arm is used on a pole	—	0.25 (0.1)
<b>RSD-04-X</b>	Nominal 4" OD pole adapter for use with above arms	—	1.5 (0.7)
<b>RSD-05-X</b>	Nominal 5" OD pole adapter for use with above arms	—	1.5 (0.7)
<b>MAL-WP-X</b>	Wall plate for flat surfaces	—	5.75 (2.6)

