

HOLDRITE – #103-18, #103-26

- Versatile bracket ideal for sink, lavatory & water closet plumbing solutions
- Galvanized steel bracket with 1-3/8" keyed holes on 2" centers
- Integrates with PEXRITE #701 & #704 with patented connection and other HOLDRITE inserts

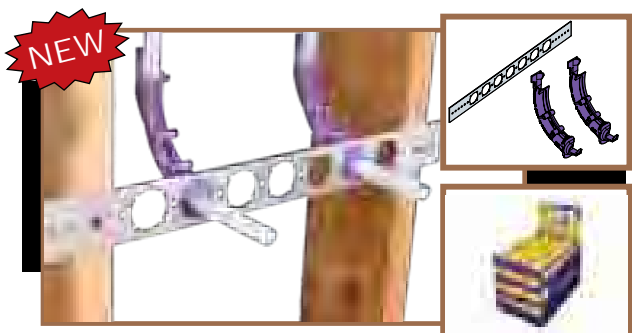
Model#	Bracket Size	For Pipe Size(s)	Box Qty
103-18	20"	1/2", 3/4", 1" CTS	50
103-26	26"	1/2", 3/4", 1" CTS	50



PEXRITE – #704

- PEX turnout integrates with #103, #110-R, and #709 series brackets
- Install directly to stud
- Reduces in-wall fittings and concealed joints
- Provides 360-degree turning radius
- Torch-free environment at stub-out location
- Eliminates the need for costly copper bullets
- Compatible with all PEX tubing manufacturers

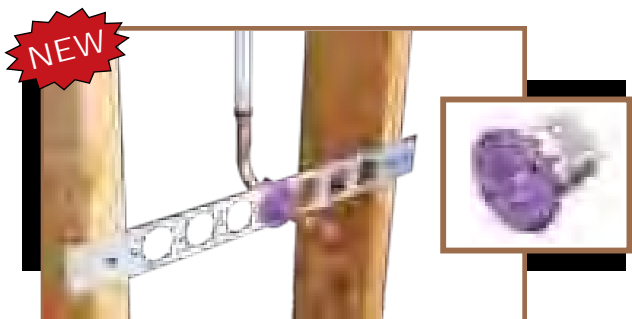
Model#	Size	For Pipe Size(s)	Box Qty
704	3-1/4" X 5-1/2"	3/8" - 1/2" CTS	100



PEXRITE – #704-PR KIT

- PEX stub-out kit for lavatory/sink or toilet
- Includes (1) #103-18 galvanized bracket and (2) #704 turn-outs
- Installation photos on packaging. Great for Counter Sales.
- Available in Contractor kit, 6PAK, and Wholesaler point-of-purchase (POP) display


Model#	For Pipe Size(s)	Kit Qty	6PAK Qty	Case Qty
704-PR	3/8" - 1/2" CTS	1	6	36



HOLDRITE LOCK-N-LOAD™ – #701

- Stub-out clamp ideal for 1/2" CTS PEX-to-Copper transition at lavatory/sink or toilet
- Integrates with #103, #110-R, and #709 series brackets
- Compatible with PEX, Copper, and CPVC
- Tightens by hand - No tools required
- Eliminates soldering
- Secure fit prevents forward and backward movement

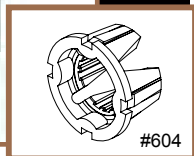
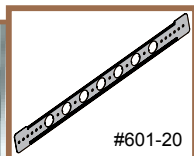
Model#	Size	For Pipe Size(s)	Box Qty
701	2" x 1-3/4"	1/2" CTS	50



PEXRITE – #701-PR KIT

- PEX stub-out kit for lavatory/sink or toilet
- Includes (1) #103-18 galvanized bracket, (2) #701 stub-out clamps, and (2) 1/2" CTS 3.5" x 8" Copper Ells
- Installation photos on packaging. Great for Counter Sales.
- Available in Contractor kit, 6PAK, and Wholesaler point-of-purchase display
- Confirm compatibility of Copper Ells with PEX tubing manufacturer

Model#	For Pipe Size(s)	Kit Qty	6PAK Qty	Case Qty
701-PR	1/2" CTS	1	6	36

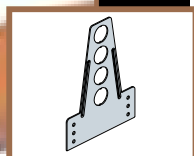


LOCKRITE – #601-20, #601-26, #604, #605

- Ideal for lavatory, sink, and water closet stub-out support
- Galvanized steel bracket provides proper pipe positioning and alignment
- Inserts are lockable and glueable
- Inserts are grooved, creating a stronger glue joint



Model#	Size	For Pipe Size(s)	Box Qty
601-20	20"	1/2", 3/4" CTS	50
601-26	26"	1/2", 3/4" CTS	50
604	1" Diameter	1/2" CTS	100
605	1" Diameter	3/4" CTS	100

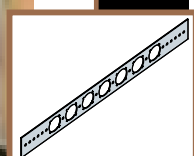


LOCKRITE – #609-N-6

- Ideal for water closet or hose bib stub-outs & functions as a nail plate
- Use in conjunction with #604 and #605 glueable inserts
- 16-gage galvanized steel bracket supports various heights from 2-1/4" – 6"



Model#	Bracket Size	For Pipe Size(s)	Box Qty
609-N-6	6-3/4" X 5"	1/2", 3/4" CTS	50



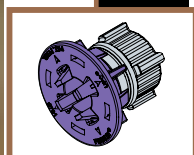
HOLDRITE – #103-18, #103-26

- Versatile bracket ideal for sink, lavatory & water closet plumbing solutions
- Galvanized steel bracket with 1-3/8" keyed holes on 2" centers
- Integrates with HOLDRITE #701 and other HOLDRITE inserts



Model#	Bracket Size	For Pipe Size(s)	Box Qty
103-18	20"	1/2", 3/4", 1" CTS	50
103-26	26"	1/2", 3/4", 1" CTS	50

NEW

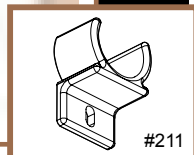



HOLDRITE LOCK-N-LOAD™ – #701

- Stub-out clamp ideal for lavatory/sink and toilet applications
- Integrates with #103, #110-R, and #709 series brackets
- Compatible with CPVC, PEX, and Copper
- Tightens by hand - No tools required
- Eliminates glue at the stub-out application
- Secure fit prevents forward and backward movement



Model#	Size	For Pipe Size(s)	Box Qty
701	2" x 1-3/4"	1/2" CTS	50



HOLDRITE STOUT BRACKET® – #SB1S, #SB2S, #211, #212

- Multi-purpose galvanized bracket supports various application solutions
- Ideal for lavatory, shower, water closet, vertical, horizontal and much more
- Telescoping design supports CPVC, PEX, Copper and other types of piping
- Numerous components integrate into multiple sides of the Stout Bracket
- Includes four screws
- CPVC tubing glues directly to clamp
- Meets UL 94 V-0 requirements



Model#	Size	For Pipe Size(s)	Box Qty
SB1S	10" to 18"	Various	50
SB2S	13" to 25"	Various	50
211	1" X 1-1/4"	1/2" CTS	100
212	1" X 1-3/8"	3/4" CTS	100

Hubbard Enterprises/HOLDRITE Material "Take-off" Sheet and 2009 Catalog Page # Locator

Job Name _____	Date _____	P.O. # _____
Co. Name _____	Estimate# _____	
Address _____		
Contact _____	Phone _____	

MODEL #	QTY	DESCRIPTION	BOX QTY	CATALOG PAGE #
100-18		20" flat, Copper-Bonded bracket positions 1/2" tubing with unique mfg. process and design	100	15
101-18		20" flat, Copper-Bonded bracket positions 1/2" tubing	50	15, 40
101-18R		20" extruded holes, Copper-Bonded bracket positions 1/2" tubing	25	9, 15, 38
101-26		26" flat, Copper-Bonded bracket positions 1/2" tubing	50	15
101-26R		26" extruded holes, Copper-Bonded bracket positions 1/2" or 3/4" tubing	25	9, 15, 40
101-F		3" Copper-Bonded floor plate, supports one 1/2" tube	50	16
102-18		20" flat, Copper-Bonded bracket positions 3/4" or 1" tubing	50	15, 40
102-26		26" flat, Copper-Bonded bracket positions 1/2", 3/4" or 1" tubing	50	15, 40
103-18		20" flat, galvanized bracket with 1-3/8" keyed holes, positions 1/2" - 1" tubing	50	7, 8, 12, 38, 39, 44
103-26		26" flat, galvanized bracket with 1-3/8" keyed holes, positions 1/2" - 1" tubing	50	7, 8, 12, 38
104		1/2" plastic insert for use with #103 brackets	100	10, 19, 32, 41
105		3/4" plastic insert for use with #103 brackets	100	10, 32
106		1" plastic insert for use with #103 brackets	100	10, 32
107-18		20" flat, Copper-Bonded bracket positions 1/2", 3/4" or 1" tubing	50	15, 40
107-26		26" flat, Copper-Bonded bracket positions 1/2", 3/4", 1" or 1-1/4" tubing	50	15, 40
108-20		20" extruded holes, Copper-bonded bracket positions 1/2", 3/4" or 1" tubing	50	15
108-26		26" extruded holes, Copper-bonded bracket positions 1/2", 3/4" or 1" tubing	50	15
109-A-9		"L" bracket with six 1/2" extruded holes at 2-3/4", 4-1/2", 6", 7", 8" or 9"	50	16, 40
109-N-6		Copper-bonded steel bracket made to position 1/2" and 3/4" copper tubing	50	16, 40
110-R		Galvanized steel bracket for pipe-on-pipe support for 1/2", 3/4" or 1" tubing	50	8, 19, 38, 44
110-S-1/2		Copper-bonded bracket with 1/2" notches on 1" centers	50	18, 41
111-S		Copper-bonded bracket for 1/2" and 3/4" tubing	50	18, 41
114-C		Copper-bonded carrier bracket secures 1" flush valve stub out	6	19, 41
114-CEXT		Provides additional height of 8-1/2" to 25-1/2" for carrier brackets	6	19, 41
114-CO		Copper-bonded offset carrier bracket secures 1" flush valve stub out	6	19, 41
114-CR		Copper-bonded carrier bracket with 1-1/8" notch at the top	6	19, 41
115		Galvanized steel bracket secures 1/2" through 2" pipe	25	18, 41
115-C		Copper-bonded steel bracket secures 1/2" through 2" pipe	25	18, 41
117-3		Steel band with stainless steel clamps. 1-1/2" - 3" IPS. Ideal for cast iron DWV piping	5	18
117-6		Steel band with stainless steel clamps. 4" - 6" IPS. Ideal for cast iron DWV piping	5	18
117-8		Steel band with stainless steel clamps. 8" IPS. Ideal for cast iron DWV piping	5	18
117-3D		Steel band w/ stainless steel clamps. 1-1/2" - 3" IPS. Diagnol support-cast iron DWV piping	5	18
117-6D		Steel band w/ stainless steel clamps. 4" - 6" IPS. Diagnol support-cast iron DWV piping	5	18
117-8D		Steel band w/ stainless steel clamps. 8" IPS. Diagnol support-cast iron DWV piping	5	18
118-T6		Copper-bonded pipe on pipe support bracket- 1/2" & 3/4" (3/4" on 6" centers)	50	18, 41
118-T8		Copper-bonded pipe on pipe support bracket- 1/2" & 3/4" (3/4" on 8" centers)	50	18, 41
121		Galvanized steel bracket that supports one copper, PEX or CPVC tube	25	19, 41
121-D		Galvanized steel bracket that supports two lines of copper, PEX or CPVC tubing	25	22
121-DLS		Galvanized steel bracket that supports two lines of copper, PEX or CPVC tubing	25	22, 42
121-DS		Galvanized steel bracket that supports two lines of copper, PEX or CPVC tubing	25	22, 38, 39, 42
121-L		Galvanized steel bracket that supports two lines of copper, PEX or CPVC tubing	25	22, 42
121-O		Galvanized steel bracket that supports three lines of copper, PEX or CPVC tubing	25	23, 42
121-R		Galvanized steel bracket that supports one copper, PEX or CPVC tube	25	22, 42
121-RLS		Galvanized steel bracket that supports one copper, PEX or CPVC tube	50	22
121-W		Galvanized steel bracket that supports one copper, PEX or CPVC tube	25	22, 42
125		Concrete Insert Bracket with 121-R and 121-W Centerlines	50	23, 42
125-D		Concrete Insert Bracket with 121-D Centerlines	50	23, 42
130		Single solid copper clip for 1/2" tube	100	16
131		Single solid copper clip for 3/4" tube	100	16
132		Single solid copper clip for 1" tube	100	16
140		20" Copper-bonded bracket with extruded notches for 1/2" or 3/4" tubing	50	16, 40
141		20" Copper-bonded 90° bracket with extruded notches for 1/2" or 3/4" tubing	50	16
150-20		20" flat, Copper-bonded bracket positions 1/2" or 3/4" tubing	50	16, 40
150-26		26" flat, Copper-bonded bracket positions 1/2" or 3/4" tubing	50	16, 40
161		Plastic thru-stud isolator (1/2" CTS)	50	32, 38, 39, 40
162		Plastic thru-stud isolator (3/4" CTS)	50	32
163		Plastic thru-stud isolator (1" CTS)	25	32
170		18" 90° galvanized steel bracket	50	16
170-251		18" galvanized brackets and #251 variable closure clamps (BULK PACKAGING)	25/50	13
170-C		18" 90° Copper-bonded bracket	50	16
170-S		18" 90° galvanized steel bracket with two screws	50	16
181		Plastic single nail clamp (1/2" CTS)	100	32, 38, 39
182		Plastic single nail clamp (3/4" CTS)	50	32
183		Plastic single nail clamp (1" CTS)	25	32
201		Strong quick-closing plastic clamp for single 1/2" tube	50	26
202		Strong quick-closing plastic clamp for single 3/4" tube	50	26