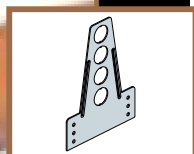


LOCKRITE – #601-20, #601-26, #604, #605

- Ideal for lavatory, sink, and water closet stub-out support
- Galvanized steel bracket provides proper pipe positioning and alignment
- Inserts are lockable and glueable
- Inserts are grooved, creating a stronger glue joint



Model#	Size	For Pipe Size(s)	Box Qty
601-20	20"	1/2", 3/4" CTS	50
601-26	26"	1/2", 3/4" CTS	50
604	1" Diameter	1/2" CTS	100
605	1" Diameter	3/4" CTS	100

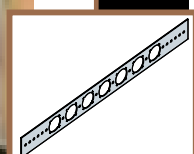


LOCKRITE – #609-N-6

- Ideal for water closet or hose bib stub-outs & functions as a nail plate
- Use in conjunction with #604 and #605 glueable inserts
- 16-gage galvanized steel bracket supports various heights from 2-1/4" – 6"



Model#	Bracket Size	For Pipe Size(s)	Box Qty
609-N-6	6-3/4" X 5"	1/2", 3/4" CTS	50



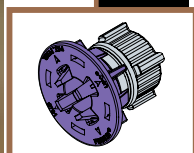
HOLDRITE – #103-18, #103-26

- Versatile bracket ideal for sink, lavatory & water closet plumbing solutions
- Galvanized steel bracket with 1-3/8" keyed holes on 2" centers
- Integrates with HOLDRITE #701 and other HOLDRITE inserts



Model#	Bracket Size	For Pipe Size(s)	Box Qty
103-18	20"	1/2", 3/4", 1" CTS	50
103-26	26"	1/2", 3/4", 1" CTS	50

NEW

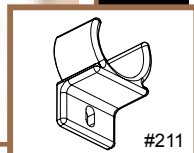



HOLDRITE LOCK-N-LOAD™ – #701

- Stub-out clamp ideal for lavatory/sink and toilet applications
- Integrates with #103, #110-R, and #709 series brackets
- Compatible with CPVC, PEX, and Copper
- Tightens by hand - No tools required
- Eliminates glue at the stub-out application
- Secure fit prevents forward and backward movement



Model#	Size	For Pipe Size(s)	Box Qty
701	2" x 1-3/4"	1/2" CTS	50



HOLDRITE STOUT BRACKET® – #SB1S, #SB2S, #211, #212

- Multi-purpose galvanized bracket supports various application solutions
- Ideal for lavatory, shower, water closet, vertical, horizontal and much more
- Telescoping design supports CPVC, PEX, Copper and other types of piping
- Numerous components integrate into multiple sides of the Stout Bracket
- Includes four screws
- CPVC tubing glues directly to clamp
- Meets UL 94 V-0 requirements



Model#	Size	For Pipe Size(s)	Box Qty
SB1S	10" to 18"	Various	50
SB2S	13" to 25"	Various	50
211	1" X 1-1/4"	1/2" CTS	100
212	1" X 1-3/8"	3/4" CTS	100

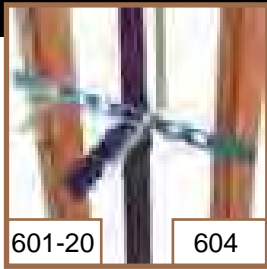
CPVC

Quick Search by Application


SINK / LAVATORY



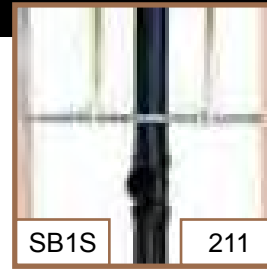
701




604



604



211




250

TUB / SHOWER




211



WATER CLOSET



604



701



424-C

OVERHEAD



211




424-RB

424-RR




404-R


THRU-STUD / JOIST



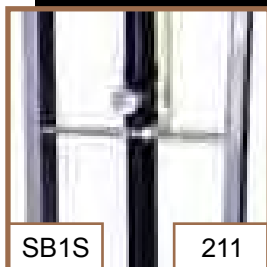
255



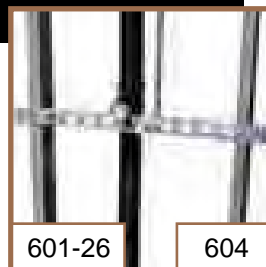
604



DRINKING FOUNTAIN

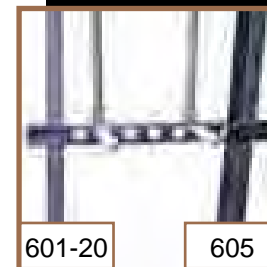


211




604

WATER HEATER



605



212

Hubbard Enterprises/HOLDRITE Material "Take-off" Sheet and 2009 Catalog Page # Locator (Cont.)

Model#	QTY	DESCRIPTION	BOX QTY	CATALOG PAGE #
40-SWHP		Ceiling Mount. Cross Braces. 1" PVC fitting. Suspended Platform (21-1/4" diameter)	1	36
40-SWHP-A		Ceiling Mount. No Cross Braces. 1" PVC fitting. Suspended Platform (21-1/4" diameter)	1	36
40-SWHP-M		Ceiling Mount. No Cross Braces. 1" Metal fitting. Suspended Platform (21-1/4" diameter)	1	36
40-SWHP-W		Wall Mount. No Cross Braces. 1" PVC fitting. Suspended Platform (21-1/4" diameter)	1	36
40-SWHP-WM		Wall Mount. No Cross Braces. 1" Metal fitting. Suspended Platform (21-1/4" diameter)	1	36
50-SWHP		Ceiling Mount. Cross Braces. 1" PVC fitting. Suspended Platform (26-1/2" diameter)	1	36
50-SWHP-A		Ceiling Mount. No Cross Braces. 1" PVC fitting. Suspended Platform (26-1/2" diameter)	1	36
50-SWHP-M		Ceiling Mount. No Cross Braces. 1" Metal fitting. Suspended Platform (26-1/2" diameter)	1	36
50-SWHP-W		Wall Mount. No Cross Braces. 1" PVC fitting. Suspended Platform (26-1/2" diameter)	1	36
50-SWHP-WM		Wall Mount. No Cross Braces. 1" Metal fitting. Suspended Platform (26-1/2" diameter)	1	36
404-R		1/2" Fire retardant inserts that can be used as Metal Stud isolators, UL94V2	100	10, 33, 42
405-R		3/4" Fire retardant inserts that can be used as Metal Stud isolators, UL94V2	100	10, 33
406-R		1" Fire retardant inserts that can be used as Metal Stud isolators, UL94V2	100	10, 33
424		GREY 1/2" Isolator for metal thru-stud and #121/#125 series brackets. UL 94 HB rated	50	10, 13, 32, 38, 39, 40
424-RB		BLUE 1/2" Fire retardant isolators for metal thru-stud, #121/#125 brackets. UL 94 V-2 rated	50	33, 38, 39, 42
424-RR		RED 1/2" Fire retardant isolators for metal thru-stud, #121/#125 brackets. UL 94 V-2 rated	50	33, 38, 39, 42
424-S		YELLOW 1/2" Smoke/Fire rated isolator for #121/#125 brackets. ASTM E84 25/50 & UL 94 V-0	25	34, 42
425		GREY 3/4" Isolator for metal thru-stud and #121/#125 series brackets. UL 94 HB rated	50	10, 13, 32
425-RB		BLUE 3/4" Fire retardant isolators for metal thru-stud, #121/#125 brackets. UL 94 V-2 rated	50	33
425-RR		RED 3/4" Fire retardant isolators for metal thru-stud, #121/#125 brackets. UL 94 V-2 rated	50	33
425-S		YELLOW 3/4" Smoke/Fire rated isolator for #121/#125 brackets. ASTM E84 25/50 & UL 94 V-0	25	34, 42
426		GREY 1" Isolator for metal thru-stud and #121/#125 series brackets. UL 94 HB rated	50	10, 13, 32
426-RB		BLUE 1" Fire retardant isolators for metal thru-stud, #121/#125 brackets. UL 94 V-2 rated	50	33
426-RR		RED 1" Fire retardant isolators for metal thru-stud, #121/#125 brackets. UL 94 V-2 rated	50	33
426-S		YELLOW 1" Smoke/Fire rated isolator for #121/#125 brackets. ASTM E84 25/50 & UL 94 V-0	25	34
601-20		20" Galvanized steel bracket to support 1/2" & 3/4" CPVC tubing	50	12, 39
601-26		26" Galvanized steel bracket to support 1/2" & 3/4" CPVC tubing	50	12, 39
604		1/2" Grooved insert, CPVC compatible, 1" OD	100	12, 39
605		3/4" Grooved insert CPVC compatible, 1" OD	100	12, 39
609-N-6		18-gage galvanized steel bracket with 1" holes on 2" centers	50	12, 39
701		1/2" CTS stub out clamp for PEXRITE™ #103, #709, & #110 brackets. No Tools Required.	50	7, 12, 38, 39
701-0536P		(1) #701 and (1) 1/2" CTS 3-1/2" x 6" Copper Ell (preloaded)	25	8
701-0538P		(1) #701 and (1) 1/2" CTS 3-1/2" x 8" Copper Ell (preloaded)	25	8
701-PR		PEX-to-Copper Stub-out kit. (1) 103-18, (2) 701, (2) 1/2" CTS 3-1/2" x 6" Copper Ell	36	7
704		Turn out support for use with 1/2" or 3/8" PEX tubing	100	7, 38
704-PR		PEX Stub-out kit. (1) 103-18 and (2) 704 turn outs. 3/8" or 1/2" CTS PEX tubing.	36	7
705		Turn-out support for use with 1/2" or 3/8" PEX tubing. Mount directly to flat surface.	50	9, 38
706		Pop-up support for use w/ 1/2" or 3/8" PEX tubing. Ideal for Radiant Heating.	50	9, 38
707		In-slab, flexible tube support. Holds one tube up to 7/8" O.D.	25	9, 38
707-E		Single run POP-UP for flexible/rigid conduit or pipe. Tube sizes up to 1" O.D.	25	9
708		In-slab, flexible tube support. Holds up to two tubes, up to 1-1/8" O.D.	15	10, 38
708-E		Single/double run POP-UP for flexible/rigid conduit or pipe. Tube sizes 1/2" thru 2" O.D.	15	10, 38
709		Galvanized bracket with 1-3/8" keyed holes, 7-1/5" long for 1/2", 3/4", & 1" tubing	50	8, 38
709-EXT		Galvanized "L" bracket with 1-3/8" keyed holes at 2", 4", 6" and 8" for 1/2", 3/4", & 1" tubing	50	8, 38
709-L		Galvanized "L" bracket with 1-3/8" keyed holes for 1/2", 3/4", & 1" tubing	50	8, 38
721		Galvanized bracket 3.38" x 2.75" with keyed hole for 1/2", 3/4", & 1" tubing	50	8
EZ-1		EZ-Strut, Adjustable length trapeze from 12"-21"	25	21, 41, 42, 43, 44
EZ-2		EZ-Strut, Adjustable length trapeze from 23"-40"	25	21
Felt 100		2-1/4" X 1/8" polyester felt. Acoustical noise isolation lining with adhesive backing	100' roll	30
HR-RR-1		Sink/Toilet stub-out support kit. (1) SB1S bracket and (2) 250 clamps	36	26
HR-RR-2		Tub/Shower stub-out support kit. (3) SB1S brackets and (4) 250 clamps	36	26
HSS		Acoustical Shower head & diverter Kit. Includes (2) SB1S, (2) 261s, & (1) 265.	10	28
HSTS		Acoustical Shower Head & Tub/Shower Diverter Kit. Includes (3) SB1S, (3) 261s, & (2) 265.	10	28
QB-50-F		Seat belt style water heater straps, supports up to 80 gallons	20	37
QS-120		Galvanized water heater straps, supports up to 120 gallons	12	37
QS-50		Galvanized water heater straps, supports up to 80 gallons	15	37
QS-50-D		Powder coated water heater straps w/ 2 safety caps, supports up to 80 gal	15	37
QS-50-D6		Water Heater Support kit. Powder-coated water heater straps supports up to 80 gallons	24	37
QS-50-P		Galvanized water heater straps (in a bag), supports up to 80 gallons	15	37
SB1		Telescoping Stout bracket; 10" to 18" Span - no screws	50	25
SB1S		Telescoping Stout bracket; 10" to 18" Span - four screws	50	9, 13, 25, 28, 38, 39, 40, 42, 43, 44
SB1-2502		One telescoping Stout Bracket 10" to 18" - Two Stout Clamps - four screws	25	26
SB2		Telescoping Stout bracket; 13" to 25" Span - no screws	50	25
SB2S		Telescoping Stout bracket; 13" to 25" Span - four screws	50	9, 13, 25, 28, 40, 43, 44
SB2-2502		One Stout Bracket 13" to 25" - Two Stout Clamps - four screws	25	26
SB3		Wide telescoping Stout Bracket; 10-1/4" to 17-1/2" Span - no screws	50	12, 25, 39, 40, 43
SB4		Wide telescoping Stout Bracket; 13-1/4" to 25-1/2" Span - no screws	50	12, 25
SC-200		Box of 200 #8 X 1/2" self tapping, 1/4" hex head, Phillips screws	200	n/a
V-2		Copper-Bonded steel bracket designed to hold 1/2" to 3" pipes horizontally	25	19, 41