

GENERAL PURPOSE TERMINALS


Quick and reliable crimp-type wire connections.

- Color-coded by wire gauge size.
- Available in a variety of packaging options and stud sizes.
- Includes Spade and Ring Terminals, Disconnects, and Bullet, Butt & Tap Splices.

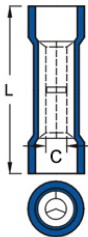


BUTT SPLICES

- Rated at 600 Volt Max.
- Temperature rating: 167°F (75°C).




15-121, 20-123 & 10-126




Part #	Color	Pack Qty.	Length (L)		Barrel I.D. (C)		Wire Range
			Inches	MM	Inches	MM	
15-121	Red	15/Clam	0.97	24.6	0.067	1.7	#22 - #16 AWG
20-121	Red	22/Clam	0.97	24.6	0.067	1.7	#22 - #16 AWG
75-121	Red	75/Clam	0.97	24.6	0.067	1.7	#22 - #16 AWG
10-121	Red	100/Clam	0.97	24.6	0.067	1.7	#22 - #16 AWG
15-123	Blue	15/Clam	0.97	24.6	0.098	2.5	#16 - #14 AWG
20-123	Blue	21/Clam	0.97	24.6	0.098	2.5	#16 - #14 AWG
75-123	Blue	75/Clam	0.97	24.6	0.098	2.5	#16 - #14 AWG
10-123	Blue	100/Clam	0.97	24.6	0.098	2.5	#16 - #14 AWG
15-126	Yellow	15/Clam	1.04	26.5	0.134	3.4	#12 - #10 AWG
20-126	Yellow	15/Clam	1.04	26.5	0.134	3.4	#12 - #10 AWG
10-126	Yellow	50/Clam	1.04	26.5	0.134	3.4	#12 - #10 AWG
75-126	Yellow	50/Clam	1.04	26.5	0.134	3.4	#12 - #10 AWG
15-120	Red/Blue/Yellow	15/Clam	.97 - 1.04	24.6 - 26.5	.067 - .134	1.7 - 3.4	#22 - #10 AWG

DISCONNECTS - VINYL INSULATED

- Rated at 600 Volt Max.
- Temperature rating: 167°F (75°C).



20-141M, 20-143M & 20-145M



20-141F, 20-143F & 20-145F

Part #	Color	Pack Qty.	Length (L)		Width (W)		Barrel I.D. (C)		Wire Range	Tab Size	Type
			Inches	MM	Inches	MM	Inches	MM			
21-146F	Red	10/Clam	0.75	19.0	0.2	5.0	0.067	1.7	#22 - #16 AWG	.187"	Female
21-146M	Red	10/Clam	0.75	19.0	0.2	5.0	0.067	1.7	#22 - #16 AWG	.187"	Male
20-141M	Red	18/Clam	0.83	21.0	0.3	6.4	0.067	1.7	#22 - #16 AWG	.250"	Male
20-141F	Red	21/Clam	0.81	20.5	0.3	6.6	0.067	1.7	#22 - #16 AWG	.250"	Female
10-141F	Red	100/Clam	0.81	20.5	0.3	6.6	0.067	1.7	#22 - #16 AWG	.250"	Female
10-141M	Red	100/Clam	0.83	21.0	0.3	6.4	0.067	1.7	#22 - #16 AWG	.250"	Male
15-182	Red	15/Clam	.73 - .81	18.6 - 20.5	.13 - .26	3.2 - 6.6	0.067	1.7	#22 - #16 AWG	.110" to .250"	Female
21-143F	Blue	10/Clam	0.81	20.5	0.3	6.6	0.091	2.3	#16 - #14 AWG	.250"	Female
15-143M	Blue	14/Clam	0.83	21.0	0.3	6.4	0.091	2.3	#16 - #14 AWG	.250"	Male
15-143F	Blue	15/Clam	0.81	20.5	0.3	6.6	0.091	2.3	#16 - #14 AWG	.250"	Female
20-143M	Blue	18/Clam	0.83	21.0	0.3	6.4	0.091	2.3	#16 - #14 AWG	.250"	Male
20-143F	Blue	20/Clam	0.81	20.5	0.3	6.6	0.091	2.3	#16 - #14 AWG	.250"	Female
10-143F	Blue	100/Clam	0.81	20.5	0.3	6.6	0.091	2.3	#16 - #14 AWG	.250"	Female
15-184	Blue	15/Clam	.73 - .81	18.6 - 20.5	.126 - .26	3.2 - 6.6	0.091	2.3	#16 - #14 AWG	.110" to .250"	Female
21-145F	Yellow	8/Clam	0.93	23.5	0.3	6.6	0.134	3.4	#12 - #10 AWG	.250"	Female
15-145F	Yellow	15/Clam	0.93	23.5	0.3	6.6	0.134	3.4	#12 - #10 AWG	.250"	Female
20-145F	Yellow	16/Clam	0.93	23.5	0.3	6.6	0.134	3.4	#12 - #10 AWG	.250"	Female
20-145M	Yellow	16/Clam	0.95	24.0	0.3	6.4	0.134	3.4	#12 - #10 AWG	.250"	Male
10-145F	Yellow	100/Clam	0.93	23.5	0.3	6.6	0.134	3.4	#12 - #10 AWG	.250"	Female
10-145M	Yellow	100/Clam	0.95	24.0	0.3	6.4	0.134	3.4	#12 - #10 AWG	.250"	Male

