

SECTION 3

G-Strut® Fittings & Accessories

General:

G-Strut® fittings and accessories allow the assembly of even complex support and storage designs with basic hand tools.

Material:

Most fittings are made from 1/4" thick carbon steel to an approximated 1-5/8" width to match or accommodate G-Strut® channel products. Note dimensions shown for assembly compatibility.

Finishes:

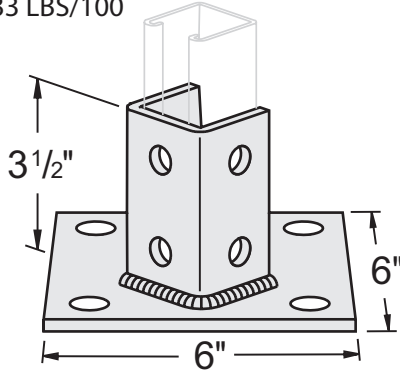
Standard finish for accessories is electro-galvanized. Consult factory for other finishes.



POST BASES

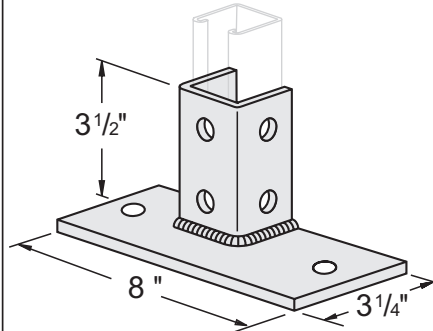
**10 HOLE SINGLE POST
BASE DIAGONAL**

G620
6/CTN
333 LBS/100



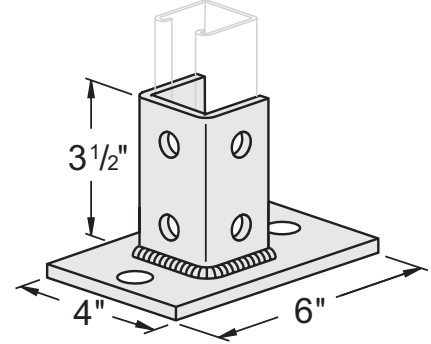
**8 HOLE SINGLE
POST BASE FLUSH**

G620FL
6/CTN
312 LBS/100



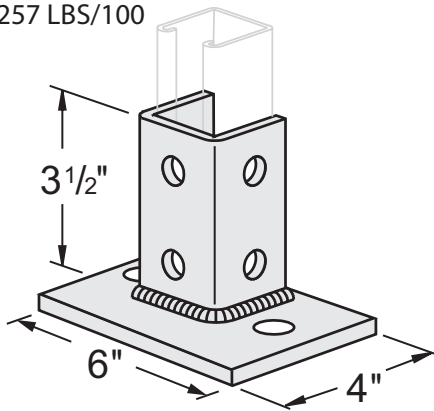
**6 HOLE SINGLE
POST BASE**

G620FL1
6/CTN
257 LBS/100



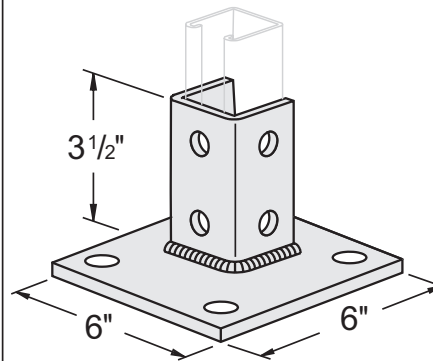
**6 HOLE SINGLE POST
BASE FLUSH**

G620FL2
6/CTN
257 LBS/100



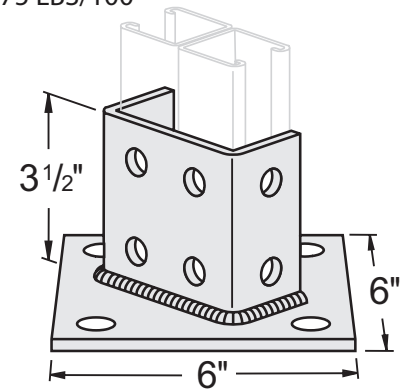
**10 HOLE SINGLE
POST BASE**

G620SQ
6/CTN
333 LBS/100



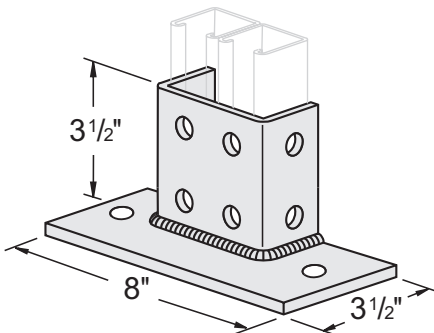
**12 HOLE DOUBLE
POST BASE DIAGONAL**

G620A
6/CTN
375 LBS/100



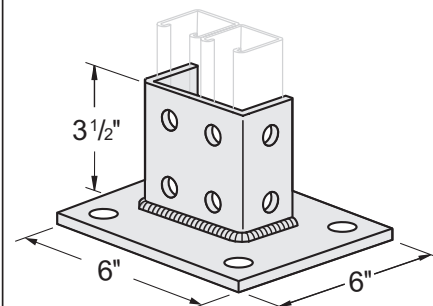
**10 HOLE DOUBLE
POST BASE FLUSH**

G620AFL
6/CTN
320 LBS/100



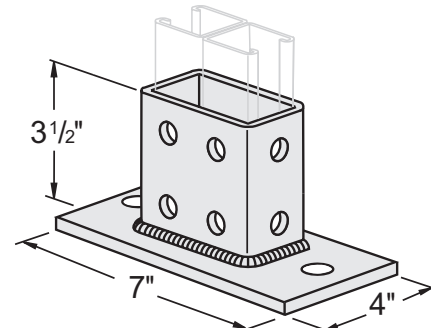
**12 HOLE DOUBLE
POST BASE**

G620ASQ
6/CTN
375 LBS/100



**14 HOLE CLOSED
DOUBLE POST BASE**

G620ASQ1
5/CTN
311 LBS/100



* MATERIAL IS 1-5/8" WIDE x 1/4" THICK UNLESS SPECIFIED • HOLES ARE 9/16" DIAMETER UNLESS SPECIFIED *