

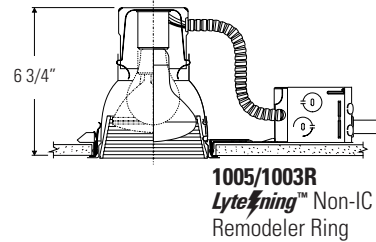
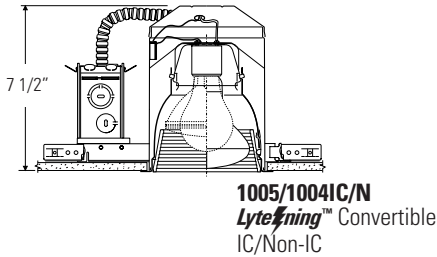
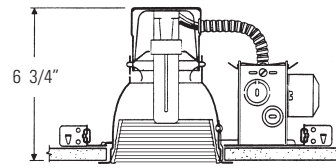
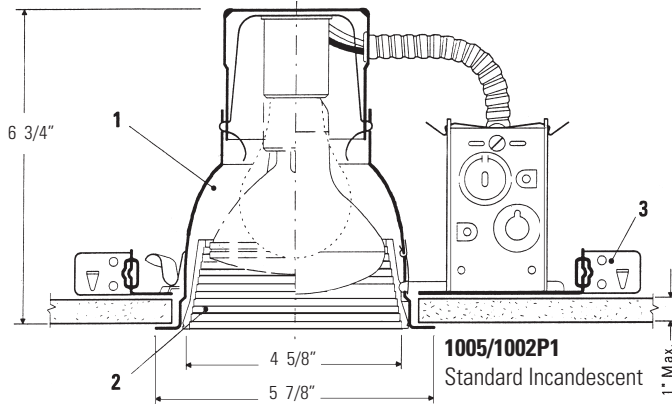


5" Aperture Step Baffle Reflector Trim

**Lytecaster®
Recessed
Downlighting**

1005
C0101

TYPE:



Complete Fixture consists of FRAME-IN KIT & REFLECTOR TRIM. Select each separately.

Reflector Trim	Frame-In Kit – See Individual Frame-In Kit Specification Sheets							
	Incandescent				Fluorescent			
	Frame-In Kit	Ceiling Type	Lamping	Height	Frame-In Kit	Ceiling Type	Lamping	Height
<input type="checkbox"/> 1005 Matte Black <input type="checkbox"/> 1005WH Matte White	<input type="checkbox"/> 1002P1	Non-IC	75W A19, PAR30* 65W BR30	6 3/4"	<input type="checkbox"/> 1002F1	Non-IC		6 3/4"
	<input type="checkbox"/> 1003R	Non-IC Remodeler	75W A19, PAR30 85W BR30	6 3/4"	<input type="checkbox"/> 1002FH1	Non-IC		6 3/4"
	<input type="checkbox"/> 1000IC	IC	40W A19	7 5/16"	<input type="checkbox"/> 1002FH2	Non-IC	1 Lamp Quad Tube	6 3/4"
	<input type="checkbox"/> 1000AICM	IC	75W PAR30	7 5/16"	<input type="checkbox"/> 1002FH1R	Non-IC Remodeler	13W (GX23-2)	6 3/4"
	<input type="checkbox"/> 1004ICX/N	IC		7 1/4"	<input type="checkbox"/> 1910XFH1	Conversion		6 3/4"
	<input type="checkbox"/> 1004IC/N	IC		7 1/2"				
	<input type="checkbox"/> 1004ICR	IC Remodeler	65W BR30	7 1/2"				
	<input type="checkbox"/> 1004SIC/N	IC	50 W PAR30*	5 1/2"				
	<input type="checkbox"/> 1004SICR	IC Remodeler		5 1/2"				
	<input type="checkbox"/> 1004IC/N	Non-IC		7 1/2"				
	<input type="checkbox"/> 1004ICR	Non-IC Remodeler	50W PAR30*	7 1/2"				
	<input type="checkbox"/> 1004SIC/N	Non-IC	65W BR30	5 1/2"				
	<input type="checkbox"/> 1004SICR	Non-IC Remodeler		5 1/2"				

*[See Socket Extender Accessory For Short Neck.]

Features

- 1. Reflector:** Hydroformed aluminum, .040" (18 ga.); Anobrite™ (anodic-processed) semi-specular finish for permanent reflectivity; matte white trim flange.
- 2. Step Baffle:** Die cast aluminum with stepped conical surface for low brightness, matte black or matte white finish.
- 3. Frame-In Kit:** (1002P1 standard frame shown). Other frames listed above and shown on the right. See Frame-In Kit specification sheets for more details.

Labels

U.L. (Suitable for Damp Locations); I.B.E.W.
U.S. Patent Numbers: 4,313,154; 4,327,403; 4,751,624; 5,045,985
Other U.S. & Foreign Patents Pending

WE RESERVE THE RIGHT TO CHANGE DETAILS OF DESIGN, MATERIALS, AND FINISH.

Alzak® is a registered trademark of The Aluminum Company of America.

Options & Accessories

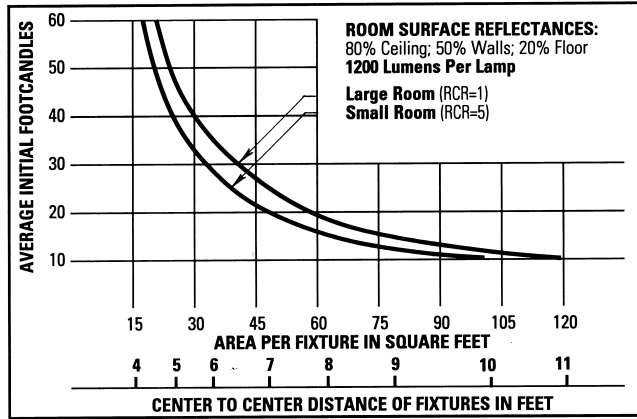
- Lytegems®:** See 1300 Series or 1400 Series specification sheets.
- Accessory Cones:** **1450** - Matte Black Step Baffle
1450 - CL, GD, BK, BA, BG, WH
- Retaining Clips:** **1955** - For Installing in Existing Ceiling
- Extra Wide Flange Trim Ring:** **1957** - 7" O.D.
- Medium-Base PAR30 Socket Extender:** **1968** - For use w/short neck PAR30 lamps in P1 and Lytening Frame-In Kits.
- Extra Thick Ceiling Mounting Ring:** **1967B** - up to 2" thick ceiling

LIGHTOLIER a GENLYTE THOMAS company.

631 Airport Road, MA 02720
(508) 679-8131 • Fax (508) 674-4710

Copyright 2001

LIGHTOLIER®



Use quick calculator chart to determine the spacing of 75 Watt PAR30 FL units (Black) for a desired level of illumination. Conversion Factors: 75W PAR30 FL, White, F.C. x 1.1.

SPACING RATIO = 0.7

CERTIFIED TEST REPORT NO. 1868
COMPUTED BY LSI PROGRAM **TEST-LITE**
RECESSED LYTECASTER DOWNLIGHT
4 5/8" DIA. APERTURE, BLACK STEP BAFFLE
ONE 75W PAR30 FLOOD LAMP, LUMEN RATING = 1275 LMS.

ANGLE	MEAN CP	LUMENS
0	2087	
5	2051	196
10	1972	
15	1721	463
20	1233	
25	643	303
30	293	
35	155	104
40	95	
45	54	40
50	15	
55	2	3
60	1	
65	1	1
70	1	
75	1	1
80	1	
85	1	1
90	1	

ZONE	LUMENS	% LAMP	% LUMINAIRE
0-30	962	75.48	86.56
0-40	1066	83.63	95.90
0-60	1109	87.01	99.78
0-90	1111	87.20	100.00
40-90	45	3.57	4.10
60-90	2	.19	.22
90-180	0	.00	.00
0-180	1111	87.20	100.00

** EFFICIENCY = 87.2% **

DATE: AUGUST 3, 1988
PREPARED FOR:
LIGHTOLIER, SECAUCUS N.J.

TESTED ACCORDING TO IES PROCEDURES. TEST DISTANCE EXCEEDS FIVE TIMES
THE GREATEST LUMINOUS OPENING OF LUMINAIRE.

		% EFFECTIVE CEILING CAVITY REFLECTANCE																																			
		80						70						50						30						10						0					
		% WALL REFLECTANCE			% WALL REFLECTANCE			% WALL REFLECTANCE			% WALL REFLECTANCE			% WALL REFLECTANCE			% WALL REFLECTANCE			% WALL REFLECTANCE			% WALL REFLECTANCE			% WALL REFLECTANCE											
ROOM CAVITY RATIO	50			30			10			50			30			10			50			30			10			0									
	1	.99	.97	.96	.97	.95	.94	.93	.92	.91	.90	.89	.88	.87	.87	.86	.85	.85	.84	.83	.81	.80	.80	.79	.78	.77	.75	.74									
2	.94	.92	.89	.93	.90	.89	.90	.88	.87	.88	.86	.85	.85	.84	.83	.81	.80	.80	.79	.78	.77	.75	.74	.72	.71	.69	.67										
3	.90	.87	.85	.89	.87	.84	.87	.85	.83	.85	.83	.82	.83	.82	.81	.80	.79	.78	.77	.75	.74	.72	.71	.69	.67	.66	.64										
4	.87	.84	.81	.86	.83	.81	.84	.82	.80	.83	.81	.79	.81	.79	.78	.77	.75	.74	.73	.71	.70	.68	.67	.66	.64	.63	.61										
5	.84	.80	.77	.83	.79	.77	.81	.79	.76	.80	.78	.76	.79	.77	.75	.74	.72	.71	.70	.68	.67	.66	.64	.63	.61	.60	.58										
6	.81	.77	.75	.80	.77	.74	.79	.76	.74	.78	.75	.74	.77	.75	.73	.72	.70	.69	.68	.66	.65	.64	.62	.61	.60	.58	.56										
7	.78	.74	.72	.77	.74	.71	.76	.73	.71	.75	.73	.71	.74	.72	.70	.69	.67	.66	.65	.63	.62	.61	.60	.58	.57	.55	.53										
8	.75	.71	.69	.74	.71	.69	.74	.71	.69	.73	.70	.68	.72	.70	.68	.67	.65	.64	.63	.61	.60	.59	.58	.57	.55	.54	.52										
9	.72	.69	.66	.72	.69	.66	.71	.68	.66	.71	.68	.66	.70	.67	.66	.65	.63	.62	.61	.60	.59	.58	.57	.56	.54	.53	.51										
10	.70	.67	.64	.70	.67	.64	.69	.66	.64	.69	.66	.64	.68	.65	.63	.62	.60	.59	.58	.57	.56	.55	.54	.53	.51	.50	.48										

20% FLOOR CAVITY REFLECTANCE

Conversion Factor: 75W PAR30 FL; White, C.U. x 1.1 65W BR30 FL; Black, C.U. x .75; White, C.U. x 1.0.

LIGHTOLIER®

To convert lighting data for a lower wattage incandescent lamp of the same type, multiply the footcandle (or candlepower) values by the ratio of the lumens of the two lamps. The coefficients of utilization remain the same.