



# Lytecaster compact fluorescent

## 6 3/4" Reflector trims

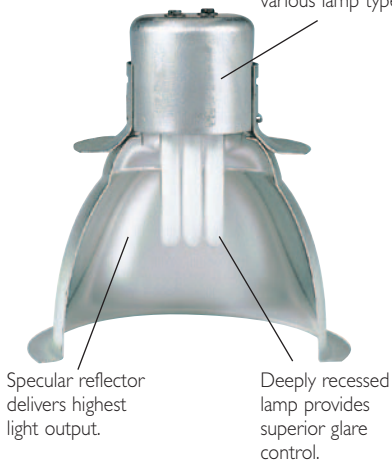
For applications demanding higher light output, these Energy Smart 6 3/4" open downlights offer all the performance required in ceilings up to 12 feet.

### 6 3/4" Open

- Choose from one and two-light 13W quad tube units or one-light 13W, 18W, 26W or 32W Triple tube units.
- Triple tube lamps provide a powerful, compact source that delivers superior energy efficiency and a better distribution of light. They also produce better lumen output over a wider range of ambient temperatures than quad tube lamps.
- Deep anodized provides the highest output and best lamp shielding. Aperture cones offer improved glare control.

### Deep anodized

2-position socket cup accommodates various lamp types.



\* = Series contains Energy Star® qualified frame-in kits

Accepts Lytegems, see page 1.333.

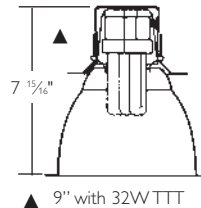


### 6 3/4" Deep anodized



#### Reflector

<b>1145</b>	Specular gold
<b>1146</b>	Specular clear
<b>1146CD</b>	Specular clear diffuse



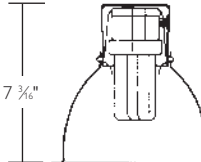
Frame-in kit	Wattage	Lamping
<b>1100FT Series*</b>	26/32W	(1) Triple
<b>1101F18 Series</b>	18W	(1) Triple or quad
<b>1101F2642 Series</b>	26/32/42W	(1) Triple
<b>1101FD26L Series</b>	26W	(1) Triple or quad
<b>1101FD32L Series</b>	32W	(1) Triple
<b>1101FD2642M Series</b>	26W	(1) Triple
<b>1101F18IC Series</b>	18W	(1) Triple or quad
<b>1101F2642IC Series</b>	26W	(1) Triple
<b>1101FDIC Series</b>	26W	(1) Triple or quad
	32/42W	(1) Triple

### 6 3/4" Shallow anodized



#### Reflector

<b>1143</b>	Specular gold
<b>1144</b>	Specular clear
<b>1144CD</b>	Specular clear diffuse



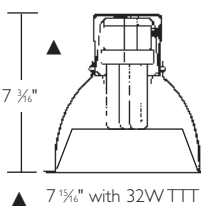
Frame-in kit	Wattage	Lamping
<b>1100FT Series*</b>	26/32W	(1) Triple
<b>1104F13 Series*</b>	13W	(1) Triple or quad
<b>1104F18 Series*</b>	18W	(1) Triple or quad
<b>1104F2632 Series*</b>	26/32W	(1) Triple
<b>1101F18 Series</b>	18W	(1) Triple
<b>1101F2642 Series</b>	26W	(1) Triple
<b>1101FD26L Series</b>	26W	(1) Triple
<b>1101FD2642M Series</b>	26W	(1) Triple
<b>1101F18IC Series</b>	18W	(1) Triple
<b>1101F2642IC Series</b>	26W	(1) Triple

### 6 3/4" Aperture cone




#### Reflector

<b>1108</b>	Brushed gold	<b>1108NM</b>	Brushed gold, natural metal flange
<b>1110</b>	Brushed clear	<b>1110NM</b>	Brushed clear, natural metal flange
<b>1112</b>	Specular gold	<b>1112NM</b>	Specular gold, natural metal flange
<b>1113</b>	Specular clear	<b>1113NM</b>	Specular clear, natural metal flange
<b>1113BK</b>	Specular black	<b>1113BKNM</b>	Specular black, natural metal flange
<b>1113CD</b>	Clear diffuse	<b>113CDNM</b>	Clear diffuse, natural metal flange
<b>1113WH</b>	Matte white		



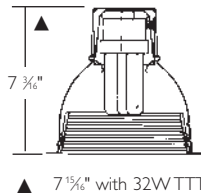
Frame-in kit	Wattage	Lamping
<b>1100FT Series*</b>	26/32W	(1) Triple
<b>1104F13 Series*</b>	13W	(1) Triple or quad
<b>1104F18 Series*</b>	18W	(1) Triple or quad
<b>1104F2632 Series*</b>	26/32W	(1) Triple or quad
<b>1101F18 Series</b>	18W	(1) Triple or quad
<b>1101F2642 Series</b>	26W	(1) Triple
<b>1101FD26L Series</b>	26W	(1) Triple
<b>1101FD32L Series</b>	32W	(1) Triple
<b>1101FD2642M Series</b>	26W/32W	(1) Triple
<b>1101F18IC Series</b>	18W	(1) Triple or quad
<b>1101F2642IC Series</b>	26/32W	(1) Triple
<b>1101FDIC Series</b>	26/32W	(1) Triple

### 6 3/4" Step baffle



#### Reflector

<b>1105</b>	Matte black
<b>1105WH</b>	Matte white
<b>1105NM</b>	Matte black, natural metal flange
<b>1105BNM</b>	Natural metal baffle, natural metal flange



Frame-in Kit	Wattage	Lamping
<b>1100FT Series*</b>	26/32W	(1) Triple
<b>1104F13 Series*</b>	13W	(1) Triple or quad
<b>1104F18 Series*</b>	18W	(1) Triple or quad
<b>1104F2632 Series*</b>	26/32W	(1) Triple or quad
<b>1101F18 Series</b>	18W	(1) Triple or quad
<b>1101F2642 Series</b>	26W	(1) Triple
<b>1101FD26L Series</b>	26W	(1) Triple
<b>1101FD32L Series</b>	32W	(1) Triple
<b>1101FD2642M Series</b>	26/32W	(1) Triple
<b>1101F18IC Series</b>	18W	(1) Triple or quad
<b>1101F2642IC Series</b>	26/32W	(1) Triple
<b>1101FDIC Series</b>	26/32W	(1) Triple