

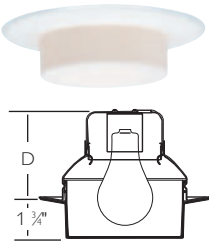
Lytecaster line voltage

5" & 6 3/4" Enclosed wet location trims

Basic Dropped and Basic Flush are affordable solutions for effective lighting in locations where there may be direct contact with water.



5", 6 3/4" Basic dropped



40W A19 Single Unit		
Ht. to Floor	F.C. at 30' above floor	Beam Dia.
6'	4	23'
8'	2	36'
10'	1	49'

Multiple units /S.R.=1.4		
Ctr. to Ctr.	Footcandles	
	Lrg. Room	Sml. Room
4'	10	7
6'	4	3
8'	2	2

Reflector

1178LX Lexan

Frame-in kit	Ceiling	Lamping A19
5"		
1004IC**	IC/Non-IC	40W/40W
1004ICR	IC/Non-IC exist.	40W/40W
6 3/4"		
1104IC**	IC/Non-IC	40W/52W
1104ICR	IC/Non-IC exist.	40W/52W
1104SIC*	Shallow IC/Non-IC	40W/52W
1104SICR	Shallow IC/Non-IC exist.	40W/52W

5", 6 3/4" Basic flush

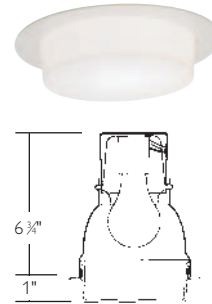


Reflector

1177LX Glass

	Frame-in kit	Ceiling	Lamping A19
5"	1004IC**	IC/Non-IC	40W/60W
	1004ICR	IC/Non-IC exist.	40W/60W
6 3/4"	1104IC**	IC/Non-IC	40W/75W
	1104ICR	IC/Non-IC exist.	40W/75W
	1104SIC*	Shallow	40W/75W
	1104SICR	Shallow IC/Non-IC exist.	40W/75W

5" Opalex dropped wet location




Reflector

1078 Lexan

	Frame-in kit	Ceiling	Lamping A19
5"	1000P1	Non-IC	60W A19
	1002P1	Non-IC	60W A19
	1003R	Non-IC remodeler	60W A19
	1000IC	IC	40W A19
	1000AICM	AirSeal IC	40W A19

* For nail version add "N" suffix.
 **For nail version add "N" suffix.
 For quick connects add "Q" suffix.
 For nail & quick connects add "NQ" suffix.

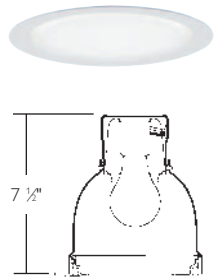


Lytecaster line voltage

6 3/4" Enclosed wet location trims

- Opalex Flush offers a durable Lexan® diffuser, soft uniform illumination, and twist-off relamping.
- Basic Dropped (Lexan diffuser) and Basic Flush (stippled glass lens) are compatible with 6 3/4" aperture Standard and Shallow Lytensing and 5" Standard Lytensing.

6 3/4" Opalex flush



A19

60W A19 Single Unit		
Ht. to Floor	F.C. at 30" above floor	Beam Dia.
8'	3	16'
10'	2	21'
12'	1	27'

Multiple units / S.R. = 1.2

Ctr. to Ctr.	Footcandles	
	Lrg. Room	Sml. Room
4'	17	19
6'	8	6
8'	4	3

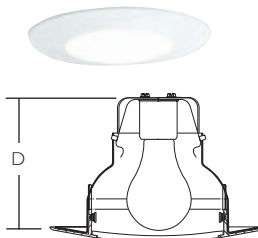
Frame-in kit	Ceiling	Lamping A19
--------------	---------	-------------

1102P1	Non-IC	60W
1103R	Non-IC Exist.	60W
1100DAICM	Deep AirSeal IC	40W
1100DICM	Deep IC	40W
1104IC**	Non-IC	40W
1104ICR	Non-IC Exist.	40W
1100IC	IC	40W
1100AICM	AirSeal IC	40W

Reflector

1177SH Lexan diffuser

6 3/4", 5" Basic flush

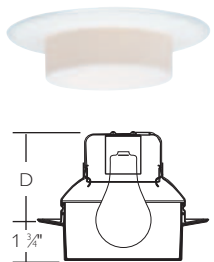


Reflector

1177LX Glass lens

	Frame-in kit	Ceiling	Lamping A19
5"	1004IC**	IC/Non-IC	40W/60W
	1004ICR	IC/Non-IC Exist.	40W/60W
6 3/4"	1104IC**	IC/Non-IC	40W/75W
	1104ICR	IC/Non-IC Exist.	40W/75W
	1104SIC*	Shallow IC/Non-IC	40W/75W
	1104SICR	Shallow IC/Non-IC Exist.	40W/75W

6 3/4", 5" Basic dropped



A19

40W A19 Single Unit		
Ht. to Floor	F.C. at 30" above floor	Beam Dia.
6'	4	23'
8'	2	36'
10'	1	49'

Multiple units / S.R. = 1.4


Ctr. to Ctr.	Footcandles	
	Lrg. Room	Sml. Room
4'	10	7
6'	4	3
8'	2	2

Reflector

1178LX Lexan diffuser

	Frame-in kit	Ceiling	Lamping A19
5"	1004IC**	IC/Non-IC	40W/40W
	1004ICR	IC/Non-IC Exist.	40W/40W
6 3/4"	1104IC**	IC/Non-IC	40W/52W
	1104ICR	IC/Non-IC Exist.	40W/52W
	1104SIC*	Shallow IC/Non-IC	40W/52W
	1104SICR	Shallow IC/Non-IC Exist.	40W/52W

* For nail version add "N" suffix.
 **For nail version add "N" suffix.
 For quick connects add "Q" suffix.
 For nail & quick connects add "NQ" suffix.
 D: See compatible FIK for depth – page 1.280.



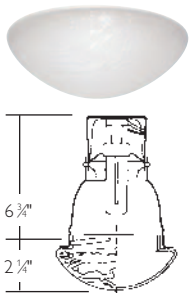
Lytecaster compact fluorescent

5" Reflector trims

These one-lamp enclosed downlights are designed for wet locations in both residential and commercial environments.

- Ideal for closets, bathrooms, showers and similar applications where an enclosed downlight is required.

5" Cratere dome

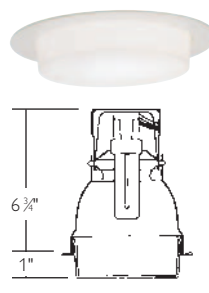


Reflector

1024 Cratere Glass

Frame-in kit	Wattage	Lamping
1004F13 Series*	13W	(1) Triple or quad
1004F18 Series*	18W	(1) Triple or quad
1004F26 Series*	26W	(1) Triple or quad
1001F13U	13W	(1) Triple or quad
1001F18 Series	18W	(1) Triple
1001F26 Series	26W	(1) Triple
1001FD26L Series	26W	(1) Triple
1001FD26M Series	26W	(1) Triple
1001F13IC Series	13W	(1) Triple
1001F18IC Series	18W	(1) Triple
1001F26IC Series	26W	(1) Triple or quad
1001FDIC Series	26W	(1) Triple

5" Basic opalex

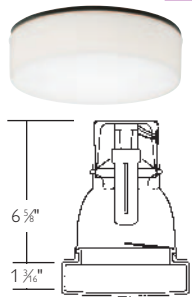


Reflector

1078 Lexan

Frame-in kit	Wattage	Lamping
1004F13 Series*	13W	(1) Triple or quad
1004F18 Series*	18W	(1) Triple or quad
1004F26 Series*	26W	(1) Triple
1001F13U	13W	(1) Triple or quad
1001F18 Series	18W	(1) Triple
1001F26 Series	26W	(1) Triple
1001FD26L Series	26W	(1) Triple
1001FD26M Series	26W	(1) Triple
1001F13IC Series	13W	(1) Triple
1001F18IC Series	18W	(1) Triple
1001F26IC Series	26W	(1) Triple
1001FDIC Series	26W	(1) Triple

5" Opal disk

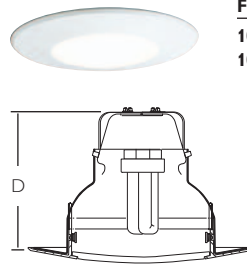


Reflector

1021 Opal Glass

Frame-in kit	Wattage	Lamping
1004F13 Series*	13W	(1) Triple or quad
1004F18 Series*	18W	(1) Triple or quad
1004F26 Series*	26W	(1) Triple or quad
1001F13U	13W	(1) Triple or quad

5", 6 3/4" Basic flush

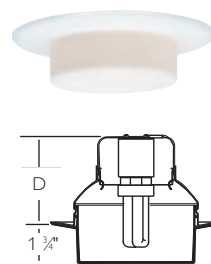


Reflector

1177LX Glass

Frame-in kit	Wattage	Lamping
1004F13 Series*	13W	(1) Triple
1004F18 Series*	18W	(1) Triple

5", 6 3/4" Basic dropped



Reflector

1178LX Lexan

Frame-in kit	Wattage	Lamping
1004F13 Series*	13W	(1) Triple

Note: 13W quad tube lamp shown for reference only.

* = Series contains Energy Star® qualified frame-in kits

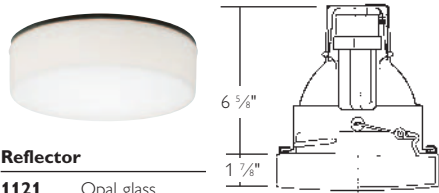
Lytecaster compact fluorescent

6 3/4" Wet location trims

These enclosed downlights bring light to food service areas, wet locations and other spaces where exposed light sources are prohibited or not desired. They are also an excellent solution for dirt-prone areas where a completely shielded light source is needed.



6 3/4" Opal disk

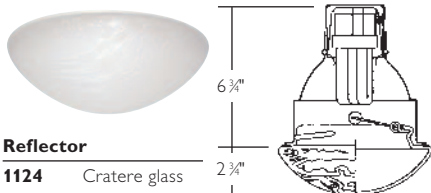


Reflector

1121 Opal glass

Frame-in kit	Wattage	Lamping
1101F18U Series	18w	Triple or quad
1101F2642U Series	26/32/42w	Triple or quad
1104F13 Series	13w	Triple or quad
1104F18 Series	18w	Triple or quad
1104F2632 Series	26/32w	Triple or quad
1100FTU Series	26/32w	Triple
1101F18ICU/N	18w	Triple or quad
1101F2642ICU	26/32/42w	Triple or quad
1101F2642IUN	26/32/42w	Triple or quad
1101FDICMX1/N	26/32w	Triple or quad
1101FDICMX2/N	26/32w	Triple or quad

6 3/4" Cratere dome

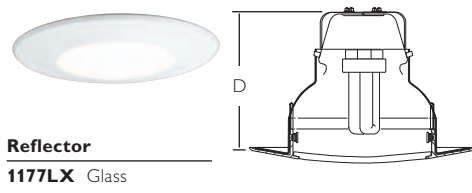


Reflector

1124 Cratere glass

Frame-in kit	Wattage	Lamping
1101F18U Series	18w	Triple or quad
1101F2642U Series	26/32/42w	Triple or quad
1104F13 Series	13w	Triple or quad
1104F18 Series	18w	Triple or quad
1104F2632 Series	26/32w	Triple or quad
1100FTU Series	26/32w	Triple
1101F18ICU/N	18w	Triple or quad
1101F2642ICU	26/32/42w	Triple or quad
1101F2642IUN	26/32/42w	Triple or quad
1101FDICMX1/N	26/32w	Triple or quad
1101FDICMX2/N	26/32w	Triple or quad

6 3/4" Basic flush

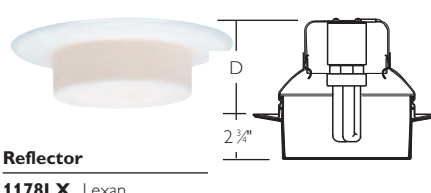


Reflector

1177LX Glass

Frame-in kit	Wattage	Lamping
1004F13 Series	13w	Triple
1004F18 Series	18w	Triple
1104F13 Series	13w	Triple
1104F18 Series	18w	Triple

6 3/4" Basic dropped



Reflector

1178LX Lexan

Frame-in kit	Wattage	Lamping
1004F13 Series	13w	Triple
1004F18 Series	18w	Triple
1104F13 Series	13w	Triple
1104F18 Series	18w	Triple

6 3/4" Decorative flat lens



Reflector

1190 Decorative glass

Frame-in kit	Wattage	Lamping
1101F18U Series	18w	Triple
1104F13 Series	13w	Triple or quad
1104F18 Series	18w	Triple
1104F2632 Series	26/32w	Triple
1101F18ICU/N	18w	Triple