

Lytecaster LED retrofit

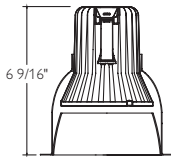
5" Trims

Lytecaster significantly expands the flexibility of its LED offering with the compatibility of dozens of existing trim styles. This approach provides numerous advantages:

- Provide superior aesthetics, cut-off and performance
- Maintain consistency across the ceiling
- Expand your design options with numerous trim styles and finishes
- No dedicated optics. Use existing inventory.
- For use with the 1002P1 frame-in kit



5" Aperture cone

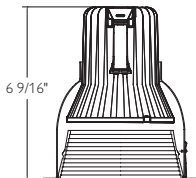


Frame-in kit	Lamping	Wattage (non dim / dim)
L56LED Series	900 lms	19W / 23W
1000LED Series	900 lms	19W / 23W
1001LED Series	900 lms	19W / 23W

Reflector

1008	Brushed gold	1008NM	Brushed gold, natural metal flange
1010	Brushed clear	1010NM	Brushed clear, natural metal flange
1012	Specular gold	1012NM	Specular gold, natural metal flange
1013	Specular clear	1013NM	Specular clear, natural metal flange
1013BK	Specular black	1013BKNM	Specular black, natural metal flange
1013CD	Clear diffuse	1013CDNM	Clear diffuse, natural metal flange
1013WH	Matte white		

5" Step baffle

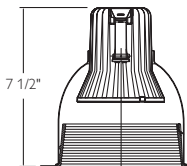


Frame-in kit	Lamping	Wattage (non dim / dim)
L56LED Series	900 lms	19W / 23W
1000LED Series	900 lms	19W / 23W
1001LED Series	900 lms	19W / 23W

Reflector

1005	Matte black		
1005WH	Matte white		
1005NM	Matte black, natural metal flange		
1005BNM	Natural metal baffle, natural metal flange		

5" Basic baffle



Frame-in kit	Lamping	Wattage (non dim / dim)
L56LED Series	900 lms	19W / 23W
1000LED Series	900 lms	19W / 23W
1001LED Series	900 lms	19W / 23W

Reflector

1076	Matte black		
1076WH	Gloss white		

* Lumen performance varies by color temperature, driver and trim option. Please reference specification sheets for performance details.

† 1500 lumen product has dimming standard.

Lytecaster line voltage

5" Reflector trims

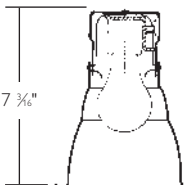


Open

Perfectly scaled for residential ceiling heights up to nine feet, these downlights are available in a choice of finishes to match virtually any interior design. A selection of general lighting performance options is available to meet a variety of needs and budgets.

- **Deep anodized** reflector provides the highest light output with extremely low glare and is ideally suited for inexpensive A-lamps.
- **Aperture cones** provide more light than black baffle downlights yet feature very low brightness.
- Die-cast aluminum **Step baffle** offers excellent glare control.

5" Deep anodized



Reflector

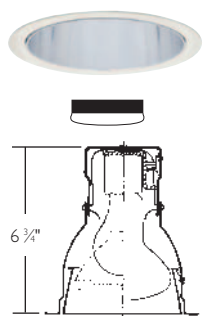
1045	Specular gold
1046	Specular clear
1046CD	Clear diffuse

A19

100W A19 Single Unit		
Ht. to Floor	F.C. at 30" above floor	Beam Dia.
8'	14	10'
10'	8	14'
12'	5	17'
Multiple units /S.R.=1.5		
Ctr. to Ctr.	Footcandles	
	Lrg. Room	Sml. Room
4'	67	49
6'	30	22
8'	17	12

Frame-in kit	Lamping	
	Ceiling	A19
1000P1	Non-IC	100W
1002P1	Non-IC	100W
1003R	Non-IC Exist.	100W
1004ICX**	AirSeal IC	60W
1004IC**	IC/Non-IC	40W/60W
1004ICR	IC/Non-IC Exist.	40W/60W
1000IC	IC	60W
1000AICM	AirSeal IC	60W

5" Aperture cone



A19

75W A19 Single Unit		
Ht. to Floor	F.C. at 30" above floor	Beam Dia.
8'	7	13'
10'	4	18'
12'	2	23'
Multiple units /S.R.=1.8		
Ctr. to Ctr.	Footcandles	
	Lrg. Room	Sml. Room
4'	46	37
6'	21	17
8'	12	9

PAR30

75W PAR30 FL. (T-H)		
Ht. to Floor	F.C. at 30" above floor	Beam Dia.
8'	56	5'
10'	30	6'
12'	19	8'
Multiple units /S.R.=0.8		
Ctr. to Ctr.	Footcandles	
	Lrg. Room	Sml. Room
4'	74	65
6'	33	28
8'	19	16

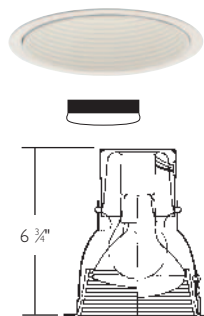
Reflector

1008	Brushed gold	1008NM	Brushed gold, natural metal flange
1010	Brushed clear	1010NM	Brushed clear, natural metal flange
1012	Specular gold	1012NM	Specular gold, natural metal flange
1013	Specular clear	1013NM	Specular clear, natural metal flange
1013BK	Specular black	1013BKNM	Specular black, natural metal flange
1013CD	Clear diffuse	1013CDNM	Clear diffuse, natural metal flange
1013WH	Matte white		

() = Lamping for 1013BK/1013BKNM

Frame-in kit	Ceiling	Lamping		
		A19	BR30	PAR30
1000P1	Non-IC	75W	75W	75W
1002P1	Non-IC	75W	75W	75W Long neck
1003R	Non-IC exist.	75W	85W	75W Long neck
1004ICX**	AirSeal IC	60W	85W (75W)	75W
1004IC**	IC/Non-IC	40W/60W	65W/85W	50W/75W
1004ICR	IC/Non-IC Exist.	40W/60W	65W/85W	50W/75W
1004SIC*	Shallow IC/Non-IC	—	65W/85W	50W/75W
1004SICR	Shallow IC/Non-IC Exist.	—	65W/85W	50W/75W
1000IC	IC	40W	65W	75W
1000AICM	AirSeal IC	40W	65W	75W

5" Step baffle



A19

75W A19 Single Unit		
Ht. to Floor	F.C. at 30" above floor	Beam Dia.
8'	5	14'
10'	3	20'
12'	2	25'
Multiple units /S.R.=1.6		
Ctr. to Ctr.	Footcandles	
	Lrg. Room	Sml. Room
4'	25	19
6'	11	8
8'	6	5

PAR30

75W PAR30 FL. (T-H)		
Ht. to Floor	F.C. at 30" above floor	Beam Dia.
8'	65	4'
10'	35	6'
12'	22	7'
Multiple units /S.R.=0.7		
Ctr. to Ctr.	Footcandles	
	Lrg. Room	Sml. Room
4'	71	62
6'	31	28
8'	18	16

Reflector

1005	Matte black
1005WH	Matte white
1005NM	Matte black, natural metal flange
1005BNM	Natural metal baffle, natural metal flange

Frame-in kit	Ceiling	Lamping		
		A19	BR30	PAR30
1000P1	Non-IC	75W	75W	75W Long neck
1002P1	Non-IC	75W	75W	75W Long neck
1003R	Non-IC Exist.	75W	85W	75W Long neck
1004ICX**	AirSeal IC	40W	65W	75W
1004IC**	IC/Non-IC	— /40W	60W/75W	50W/75W Long neck
1004ICR	IC/Non-IC exist.	— /40W	60W/75W	50W/75W Long neck
1004SIC*	Shallow IC/Non-IC	—	60W/75W	50W/75W Long neck
1004SICR	Shallow IC/Non-IC exist.	—	60W/75W	50W/75W Long neck
1000IC	IC	40W	65W	75W
1000AICM	AirSeal IC	40W	65W	75W

* For nail version add "N" suffix.
 **For nail version add "N" suffix.
 For quick connects add "Q" suffix.
 For nail & quick connects add "NQ" suffix.
 Accepts Lytegems, see page 1.333.



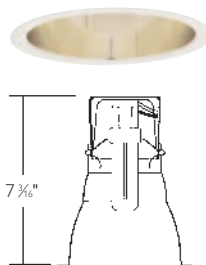
Lytecaster compact fluorescent

5" Reflector trims

Featuring one 13W Quad or 13-26W Triple Tube Lamp, these 5" downlights are designed to provide general lighting for low ambient residential and light commercial applications.



5" Deep anodized

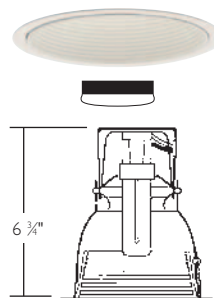


Frame-in kit	Wattage	Lamping
1004F13 Series*	13W	(1) Triple or quad
1004F18 Series*	18W	(1) Triple or quad
1004F26 Series*	26W	(1) Triple
1001F13U	13W	(1) Triple or quad
1001F18 Series	18W	(1) Triple
1001F26 Series	26W	(1) Triple
1001FD26L Series	26W	(1) Triple
1001FD26M Series	26W	(1) Triple
1001F13IC Series	13W	(1) Triple
1001F18IC Series	18W	(1) Triple
1001F26IC Series	26W	(1) Triple
1001FDIC Series	26W	(1) Triple

Reflector

1045	Specular gold
1046	Specular clear
1046CD	Clear diffuse

5" Step baffle

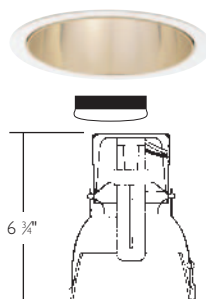


Frame-in kit	Wattage	Lamping
1004F13 Series*	13W	(1) Triple or quad
1004F18 Series*	18W	(1) Triple
1004F26 Series*	26W	(1) Triple
1001F13U	13W	(1) Triple
1001F18 Series	18W	(1) Triple
1001F13IC Series	13W	(1) Triple
1001F18IC Series	18W	(1) Triple

Reflector

1005	Matte black
1005WH	Matte white
1005NM	Matte black, natural metal flange
1005BNM	Natural metal baffle, natural metal flange

5" Aperture cone

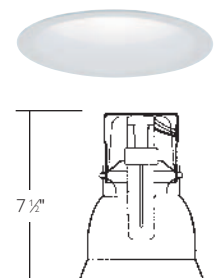


Frame-in kit	Wattage	Lamping
1004F13 Series*	13W	(1) Triple or quad
1004F18 Series*	18W	(1) Triple
1004F26 Series*	26W	(1) Triple
1001F13U	13W	(1) Triple
1001F18 Series	18W	(1) Triple
1001F13IC Series	13W	(1) Triple
1001F18IC Series	18W	(1) Triple

Reflector

1008	Brushed gold	1008NM	Brushed gold, natural metal flange
1010	Brushed clear	1010NM	Brushed clear, natural metal flange
1012	Specular gold	1012NM	Specular gold, natural metal flange
1013	Specular clear	1013NM	Specular clear, natural metal flange
1013BK	Specular black	1013BKNM	Specular black, natural metal flange
1013CD	Clear diffuse	1013CDNM	Clear diffuse, natural metal flange
1013WH	Matte white		

5" Basic white reflector

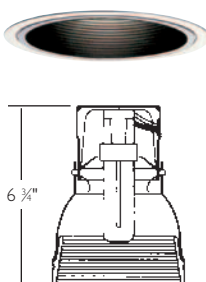


Frame-in kit	Wattage	Lamping
1004F13 Series*	13W	(1) Triple or quad
1004F18 Series*	18W	(1) Triple
1004F26 Series*	26W	(1) Triple
1001F13U	13W	(1) Triple
1001F18 Series	18W	(1) Triple
1001F13IC Series	13W	(1) Triple
1001F18IC Series	18W	(1) Triple

Reflector

1071	Perma White
-------------	-------------

5" Basic baffle



Frame-in kit	Wattage	Lamping
1004F13 Series*	13W	(1) Triple or quad
1004F18 Series*	18W	(1) Triple
1004F26 Series*	26W	(1) Triple
1001F13U	13W	(1) Triple
1001F18 Series	18W	(1) Triple
1001F13IC Series	13W	(1) Triple
1001F18IC Series	18W	(1) Triple

Reflector

1076	Specular black
1076WH	Gloss white

Open

- Simple and economical, these downlights are well-suited for office corridors and back offices where large amounts of light are not needed.
- A complete selection of reflector trims are available. Simply compare the photometrics to find those best suited to your need.

Note: 13W quad tube lamp shown for reference only.

* = Series contains Energy Star® qualified frame-in kits

Accepts Lytegems, see page 1.333.

