

# Uniframe LED trims

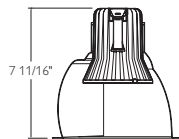


## 6 3/4" Trims

Lytecaster significantly expands the flexibility of its LED offering with the compatibility of dozens of existing trim styles. This approach provides numerous advantages:

- Provide superior aesthetics, cut-off and performance
- Maintain consistency across the ceiling
- Expand your design options with numerous trim styles and finishes

### 6 3/4" Basic eyelid wall washer



Reflector

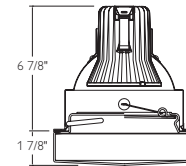
- 1195 Specular gold
- 1196 Specular clear
- 1196CD Clear diffuse

### 6 3/4" Opal disk

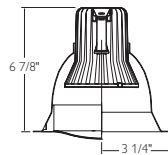


Reflector

- 1121 Opal glass



### 6 3/4" Basic eyelid wall washer



Reflector

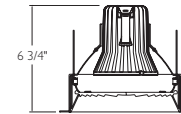
- 1185 Gloss white

### 6 3/4" Fresnel lenslite

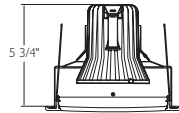


Reflector

- 1126 Fresnel lens



### 6 3/4" Lensed wet location



Reflector

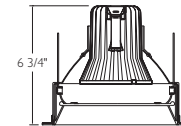
- 1190 Etch white

### 6 3/4" White diffuser

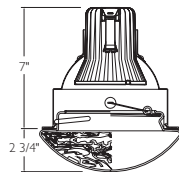


Reflector

- 1128 White Diffuser



### 6 3/4" Cratere dome



Reflector

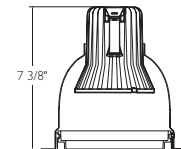
- 1124 Cratere glass

### 6 3/4" Opalex flush

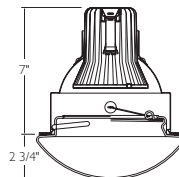


Reflector

- 1177SH Lexan diffuser



### 6 3/4" Opal dome



Reflector

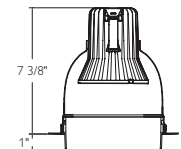
- 1134 Opal glass

### 6 3/4" Opalex dropped diffuser



Reflector

- 1178SH Lexan Diffuser



# Lytecaster LED retrofit

## 6 3/4" Trims

Lytecaster significantly expands the flexibility of its LED offering with the compatibility of dozens of existing trim styles. This approach provides numerous advantages:

- Provide superior aesthetics, cut-off and performance
- Maintain consistency across the ceiling
- Expand your design options with numerous trim styles and finishes
- No dedicated optics. Use existing inventory.
- For use with the 1002P1 frame-in kit

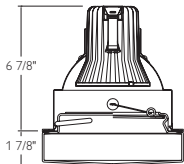


### 6 3/4" Opal disk



Reflector

**1121** Opal glass



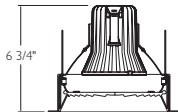
Retro frame-in kit for LED	Lamping	Wattage (non dim / dim)
<b>L56LED Series</b>	900 lms	19W / 23W

### 6 3/4" Fresnel lenslite



Reflector

**1126** Fresnel lens



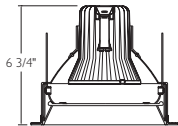
Retro frame-in kit for LED	Lamping	Wattage (non dim / dim)
<b>L56LED Series</b>	900 lms	19W / 23W

### 6 3/4" White diffuser



Reflector

**1128** White diffuser



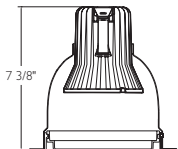
Retro frame-in kit for LED	Lamping	Wattage (non dim / dim)
<b>L56LED Series</b>	900 lms	19W / 23W

### 6 3/4" Opalex flush



Reflector

**1177SH** Lexan diffuser



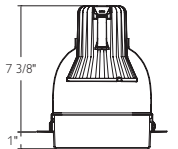
Retro frame-in kit for LED	Lamping	Wattage (non dim / dim)
<b>L56LED Series</b>	900 lms	19W / 23W

### 6 3/4" Opalex dropped diffuser




Reflector

**1178SH** Lexan diffuser



Retro frame-in kit for LED	Lamping	Wattage (non dim / dim)
<b>L56LED Series</b>	900 lms	19W / 23W

\* Lumen performance varies by color temperature, driver and trim option. Please reference specification sheets for performance details.



# Lytecaster line voltage

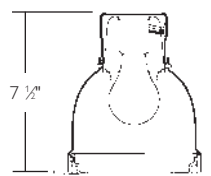
## 6 3/4" Enclosed wet location trims

- Opalex Flush offers a durable Lexan® diffuser, soft uniform illumination, and twist-off relamping.
- Basic Dropped (Lexan diffuser) and Basic Flush (stippled glass lens) are compatible with 6 3/4" aperture Standard and Shallow Lytensing and 5" Standard Lytensing.

## 6 3/4" Opalex flush



### A19



60W A19 Single Unit		
Ht. to Floor	F.C. at 30" above floor	Beam Dia.
8'	3	16'
10'	2	21'
12'	1	27'

### Multiple units /S.R.=1.2

Ctr. to Ctr.	Footcandles	
	Lrg. Room	Sml. Room
4'	17	19
6'	8	6
8'	4	3

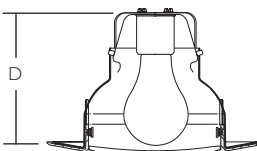
Frame-in kit	Ceiling	Lamping A19
--------------	---------	-------------

<b>1102P1</b>	Non-IC	60W
<b>1103R</b>	Non-IC Exist.	60W
<b>1100DAICM</b>	Deep AirSeal IC	40W
<b>1100DICM</b>	Deep IC	40W
<b>1104IC**</b>	Non-IC	40W
<b>1104ICR</b>	Non-IC Exist.	40W
<b>1100IC</b>	IC	40W
<b>1100AICM</b>	AirSeal IC	40W

### Reflector

**1177SH** Lexan diffuser

## 6 3/4", 5" Basic flush



### Reflector

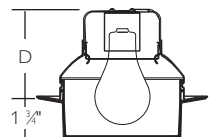
**1177LX** Glass lens

	Frame-in kit	Ceiling	Lamping A19
<b>5"</b>	<b>1004IC**</b>	IC/Non-IC	40W/60W
	<b>1004ICR</b>	IC/Non-IC Exist.	40W/60W
<b>6 3/4"</b>	<b>1104IC**</b>	IC/Non-IC	40W/75W
	<b>1104ICR</b>	IC/Non-IC Exist.	40W/75W
	<b>1104SIC*</b>	Shallow IC/Non-IC	40W/75W
	<b>1104SICR</b>	Shallow IC/Non-IC Exist.	40W/75W

## 6 3/4", 5" Basic dropped



### A19



40W A19 Single Unit		
Ht. to Floor	F.C. at 30" above floor	Beam Dia.
6'	4	23'
8'	2	36'
10'	1	49'

### Multiple units /S.R.=1.4

Ctr. to Ctr.	Footcandles	
	Lrg. Room	Sml. Room
4'	10	7
6'	4	3
8'	2	2

### Reflector

**1178LX** Lexan diffuser

	Frame-in kit	Ceiling	Lamping A19
<b>5"</b>	<b>1004IC**</b>	IC/Non-IC	40W/40W
	<b>1004ICR</b>	IC/Non-IC Exist.	40W/40W
<b>6 3/4"</b>	<b>1104IC**</b>	IC/Non-IC	40W/52W
	<b>1104ICR</b>	IC/Non-IC Exist.	40W/52W
	<b>1104SIC*</b>	Shallow IC/Non-IC	40W/52W
	<b>1104SICR</b>	Shallow IC/Non-IC Exist.	40W/52W

\* For nail version add "N" suffix.  
 \*\*For nail version add "N" suffix.  
 For quick connects add "Q" suffix.  
 For nail & quick connects add "NQ" suffix.  
 D: See compatible FIK for depth – page 1.280.



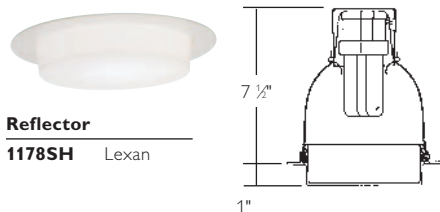
# Lytecaster compact fluorescent

## 6 3/4" Wet location trims

These enclosed downlights bring light to food service areas, wet locations and other spaces where exposed light sources are prohibited or not desired. They are also an excellent solution for dirt-prone areas where a completely shielded light source is needed.

- Fresnel Lens provides the most concentrated light output while the White Diffuser effectively hides the light source.
- Basic Opalex is available with a choice of twist-off Flush and Dropped Lexan diffusers for durability and easy re-lamping.

### 6 3/4" Basic opalex – dropped

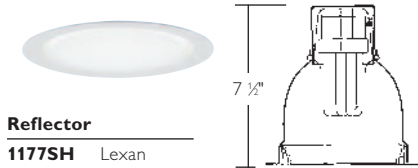


**Reflector**

**1178SH** Lexan

Frame-in kit	Wattage	Lamping
<b>1100FT Series*</b>	26W	(1) Triple
<b>1100AICMFT</b>	26W	(1) Triple
<b>1104F13 Series*</b>	13W	(1) Triple or quad
<b>1104F18 Series*</b>	18W	(1) Triple or quad
<b>1104F2632 Series*</b>	26/32W	(1) Triple or quad
<b>1101F18 Series</b>	18W	(1) Triple or quad
<b>1101F2642 Series</b>	26W	(1) Triple or quad
	32/42W	(1) Triple
<b>1101FD26L Series</b>	26W	(1) Triple or quad
<b>1101FD32L Series</b>	32W	(1) Triple
<b>1101FD2642M Series</b>	26W	(1) Triple or quad
	32/42W	(1) Triple
<b>1101F18IC Series</b>	18W	(1) Triple or quad
<b>1101F2642I Series</b>	26W	(1) Triple or quad
	32W	(1) Triple
<b>1101FDIC Series</b>	26W	(1) Triple or quad
	32W	(1) Triple

### 6 3/4" Basic opalex – flush

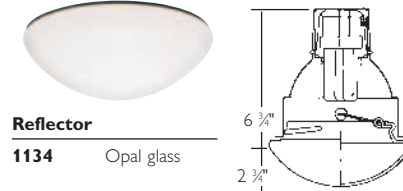


**Reflector**

**1177SH** Lexan

Frame-in kit	Wattage	Lamping
<b>1100FT Series*</b>	26/32W	(1) Triple
<b>1100AICMFT</b>	26W	(1) Triple
<b>1104F13 Series*</b>	13W	(1) Triple or quad
<b>1104F18 Series*</b>	18W	(1) Triple or quad
<b>1104F2632 Series*</b>	26/32W	(1) Triple
<b>1101F18 Series</b>	18W	(1) Triple or quad
<b>1101F2642 Series</b>	26/32W	(1) Triple
<b>1101FD26L Series</b>	26W	(1) Triple
<b>1101FD32L Series</b>	32W	(1) Triple
<b>1101FD2642M Series</b>	26/32W	(1) Triple
<b>1101F18IC Series</b>	18W	(1) Triple or quad
<b>1101F2642I Series</b>	26/32W	(1) Triple
<b>1101FDIC Series</b>	26/32W	(1) Triple

### 6 3/4" Opal dome

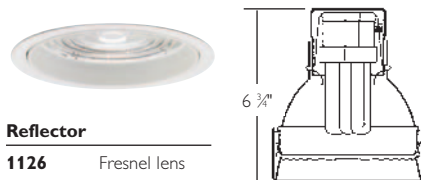


**Reflector**

**1134** Opal glass

Frame-in kit	Wattage	Lamping
<b>1100FT Series*</b>	26/32W**	(1) Triple
<b>1104F13 Series*</b>	13W	(1) Triple or quad
<b>1104F18 Series*</b>	18W	(1) Triple or quad
<b>1104F2632 Series*</b>	26/32W	(1) Triple or quad
<b>1101F18 Series</b>	18W	(1) Triple or quad
<b>1101F2642 Series</b>	26W	(1) Triple or quad
	32/42W	(1) Triple
<b>1101FD26L Series</b>	26W	(1) Triple or quad
<b>1101FD32L Series</b>	32W	(1) Triple
<b>1101F2642M Series</b>	26W	(1) Triple or quad
	32/42W	(1) Triple
<b>1101F18IC Series</b>	18W	(1) Triple or quad
<b>1101F2642I Series</b>	26W	(1) Triple or quad
	32/42W	(1) Triple
<b>1101FDIC Series</b>	26W	(1) Triple or quad
	32/42W	(1) Triple

### 6 3/4" Fresnel lenslite



**Reflector**

**1126** Fresnel lens

Frame-in kit	Wattage	Lamping
<b>1100FT Series*</b>	26W	(1) Triple
<b>1104F13 Series*</b>	13W	(1) Triple or quad
<b>1104F18 Series*</b>	18W	(1) Triple
<b>1104F2632 Series*</b>	26/32W	(1) Triple

\* = Series contains Energy Star® qualified frame-in kits