

Uniframe LED trims

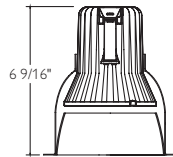


5" Trims

Lytecaster significantly expands the flexibility of its LED offering with the compatibility of dozens of existing trim styles. This approach provides numerous advantages:

- Provide superior aesthetics, cut-off and performance
- Maintain consistency across the ceiling
- Expand your design options with numerous trim styles and finishes

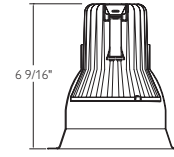
5" Aperture cone



Reflector

1008	Brushed gold	1008NM	Brushed gold, natural metal flange
1010	Brushed clear	1010NM	Brushed clear, natural metal flange
1012	Specular gold	1012NM	Specular gold, natural metal flange
1013	Specular clear	1013NM	Specular clear, natural metal flange
1013BK	Specular black	1013BKNM	Specular black, natural metal flange
1013CD	Clear diffuse	1013CDNM	Clear diffuse, natural metal flange
1013WH	Matte white		

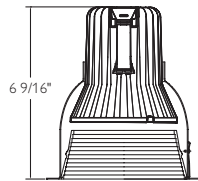
5" Basic white reflector



Reflector

1071 Perma white

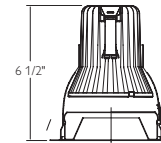
5" Step baffle



Reflector

1005	Matte black
1005WH	Matte white
1005NM	Matte black, natural metal flange
1005BNM	Natural metal baffle, natural metal flange

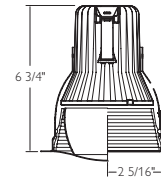
5" Pinhole



Reflector

1011 Matte white
Faceplate

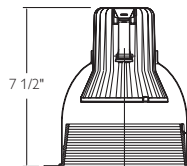
5" Step baffle wall washer



Reflector

1035 Matte black step baffle
1035WH Matte white step baffle

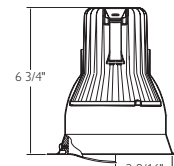
5" Basic baffle



Reflector

1076	Matte black
1076WH	Gloss white

5" Basic wall washer



Reflector

1085 Gloss white

Lytecaster LED retrofit

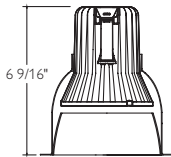
5" Trims

Lytecaster significantly expands the flexibility of its LED offering with the compatibility of dozens of existing trim styles. This approach provides numerous advantages:

- Provide superior aesthetics, cut-off and performance
- Maintain consistency across the ceiling
- Expand your design options with numerous trim styles and finishes
- No dedicated optics. Use existing inventory.
- For use with the 1002P1 frame-in kit



5" Aperture cone

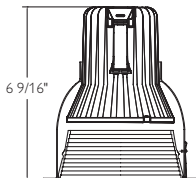


Frame-in kit	Lamping	Wattage (non dim / dim)
L56LED Series	900 lms	19W / 23W
1000LED Series	900 lms	19W / 23W
1001LED Series	900 lms	19W / 23W

Reflector

1008	Brushed gold	1008NM	Brushed gold, natural metal flange
1010	Brushed clear	1010NM	Brushed clear, natural metal flange
1012	Specular gold	1012NM	Specular gold, natural metal flange
1013	Specular clear	1013NM	Specular clear, natural metal flange
1013BK	Specular black	1013BKNM	Specular black, natural metal flange
1013CD	Clear diffuse	1013CDNM	Clear diffuse, natural metal flange
1013WH	Matte white		

5" Step baffle

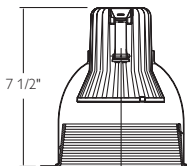


Frame-in kit	Lamping	Wattage (non dim / dim)
L56LED Series	900 lms	19W / 23W
1000LED Series	900 lms	19W / 23W
1001LED Series	900 lms	19W / 23W

Reflector

1005	Matte black		
1005WH	Matte white		
1005NM	Matte black, natural metal flange		
1005BNM	Natural metal baffle, natural metal flange		

5" Basic baffle



Frame-in kit	Lamping	Wattage (non dim / dim)
L56LED Series	900 lms	19W / 23W
1000LED Series	900 lms	19W / 23W
1001LED Series	900 lms	19W / 23W


Reflector

1076	Matte black		
1076WH	Gloss white		

* Lumen performance varies by color temperature, driver and trim option. Please reference specification sheets for performance details.

† 1500 lumen product has dimming standard.

Lytecaster line voltage



5" Reflector trims

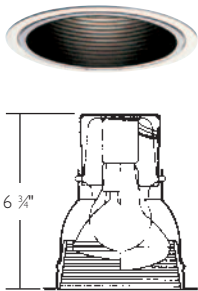
Basic & spun baffle

- Basic baffle provides effective yet economic glare control.
- One-piece Spun Baffle accommodates higher wattage BR30 lamping in both standard and shallow Lytening.

Basic white reflector & pinhole

- Basic white reflector provides good light output for tight budgets.
- Pinhole provides maximum shielding of the light source with localized light output. An excellent choice for discreet task lighting.

5" Basic baffle



A19

60W A19 Single Unit		
Ht. to Floor	F.C. at 30" above floor	Beam Dia.
8'	3	14"
10'	2	20"
12'	1	25"
Multiple units /S.R.=1.6		
Ctr. to Ctr.	Footcandles	
	Lrg. Room	Sml. Room
4'	18	14
6'	8	6
8'	4	3

BR30

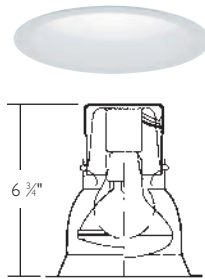
85W BR30 FL Single Unit		
Ht. to Floor	F.C. at 30" above floor	Beam Dia.
8'	15	7"
10'	8	10"
12'	5	12"
Multiple units /S.R.=0.9		
Ctr. to Ctr.	Footcandles	
	Lrg. Room	Sml. Room
4'	37	29
6'	16	13
8'	9	7

Reflector

- 1076 Black
- 1076WH Gloss white

Frame-in kit	Ceiling	Lamping		
		A19	BR30	PAR30
1000P1	Non-IC	60W	75W	75W Long neck
1002P1	Non-IC	60W	75W	75W Long neck
1003R	Non-IC exist.	60W	85W	75W Long neck
1004ICX**	AirSeal IC	40W	65W	75W Long neck
1004IC**	IC/Non-IC	—/40W	60W/75W	50W
1004ICR	IC/Non-IC	—/40W	60W/75W	50W
1004SIC*	Shallow IC/ Non-IC	—	60W/65W	50W/75W
1004SICR	Shallow IC/ Non-IC	—	60W/65W	50W/75W
1000IC	IC	40W	65W	75W
1000AICM	AirSeal IC	40W	65W	75W

5" Basic white reflector



A19

75W A19 Single Unit		
Ht. to Floor	F.C. at 30" above floor	Beam Dia.
8'	7	12"
10'	4	16"
12'	3	21"
Multiple units /S.R.=1.4		
Ctr. to Ctr.	Footcandles	
	Lrg. Room	Sml. Room
4'	32	24
6'	14	11
8'	8	6

BR30

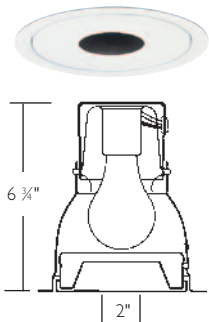
75W BR30 FL Single		
Ht. to Floor	F.C. at 30" above floor	Beam Dia.
8'	15	8"
10'	8	11"
12'	5	13"
Multiple units /S.R.=0.9		
Ctr. to Ctr.	Footcandles	
	Lrg. Room	Sml. Room
4'	42	33
6'	19	15
8'	11	8

Reflector

- 1071 Gloss white

Frame-in kit	Ceiling	Lamping		
		A19	BR30	PAR30
1000P1	Non-IC	75W	100W	75W
1002P1	Non-IC	75W	65W	75W Long neck
1003R	Non-IC exist.	75W	85W	75W Long neck
1004ICX**	AirSeal IC	52W	65W	75W
1004IC**	IC/Non-IC	—/52W	65W/85W	50W/75W
1004ICR	IC/Non-IC exist.	—/52W	65W/85W	50W/75W
1000IC	IC	40W	65W	75W
1000AICM	AirSeal IC	40W	65W	75W
1004SIC*	Shallow IC/Non-IC	—	65W/85W	50W/75W
1004SICR	Shallow IC/ Non-IC exist.	—	65W/85W	50W/75W

5" Pinhole



A19

60W A19 Single Unit		
Ht. to Floor	F.C. at 30" above floor	Beam Dia.
8'	2	13"
10'	1	18"
12'	1	23"
Multiple units /S.R.=0.8		
Ctr. to Ctr.	Footcandles	
	Lrg. Room	Sml. Room
4'	8	6
6'	4	3
8'	7	2

PAR30

50W PAR30 NFL (FH)		
Ht. to Floor	F.C. at 30" above floor	Beam Dia.
8'	29	3"
10'	15	4"
12'	9	5"
Multiple units /S.R.=0.6		
Ctr. to Ctr.	Footcandles	
	Lrg. Room	Sml. Room
4'	19	19
6'	8	8
8'	5	4

Reflector

- 1011 Matte white Faceplate

Frame-in kit	Ceiling	Lamping		
		A19	R20	PAR30
1002P1	Non-IC	60W	50W	50W Long neck
1003R	Non-IC exist.	60W	50W	50W Long neck
1000P1	Non-IC exist.	75W	—	50W Long neck

*For nail version add "N" suffix.
 **For nail version add "N" suffix.
 For quick connects add "Q" suffix.
 For nail & quick connects add "NQ" suffix.

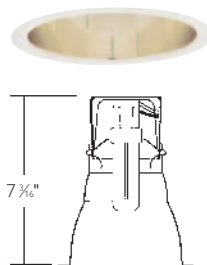
Lytecaster compact fluorescent

5" Reflector trims

Featuring one 13W Quad or 13-26W Triple Tube Lamp, these 5" downlights are designed to provide general lighting for low ambient residential and light commercial applications.



5" Deep anodized

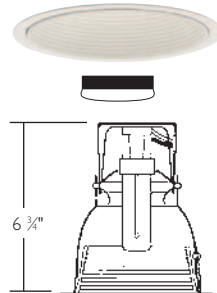


Frame-in kit	Wattage	Lamping
1004F13 Series*	13W	(1) Triple or quad
1004F18 Series*	18W	(1) Triple or quad
1004F26 Series*	26W	(1) Triple
1001F13U	13W	(1) Triple or quad
1001F18 Series	18W	(1) Triple
1001F26 Series	26W	(1) Triple
1001FD26L Series	26W	(1) Triple
1001FD26M Series	26W	(1) Triple
1001F13IC Series	13W	(1) Triple
1001F18IC Series	18W	(1) Triple
1001F26IC Series	26W	(1) Triple
1001FDIC Series	26W	(1) Triple

Reflector

- 1045** Specular gold
- 1046** Specular clear
- 1046CD** Clear diffuse

5" Step baffle

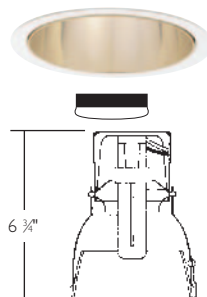


Frame-in kit	Wattage	Lamping
1004F13 Series*	13W	(1) Triple or quad
1004F18 Series*	18W	(1) Triple
1004F26 Series*	26W	(1) Triple
1001F13U	13W	(1) Triple
1001F18 Series	18W	(1) Triple
1001F13IC Series	13W	(1) Triple
1001F18IC Series	18W	(1) Triple

Reflector

- 1005** Matte black
- 1005WH** Matte white
- 1005NM** Matte black, natural metal flange
- 1005BNM** Natural metal baffle, natural metal flange

5" Aperture cone

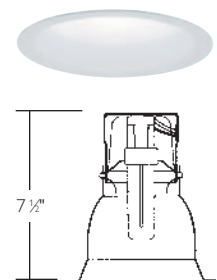


Frame-in kit	Wattage	Lamping
1004F13 Series*	13W	(1) Triple or quad
1004F18 Series*	18W	(1) Triple
1004F26 Series*	26W	(1) Triple
1001F13U	13W	(1) Triple
1001F18 Series	18W	(1) Triple
1001F13IC Series	13W	(1) Triple
1001F18IC Series	18W	(1) Triple

Reflector

- 1008** Brushed gold
- 1010** Brushed clear
- 1012** Specular gold
- 1013** Specular clear
- 1013BK** Specular black
- 1013CD** Clear diffuse
- 1013WH** Matte white
- 1008NM** Brushed gold, natural metal flange
- 1010NM** Brushed clear, natural metal flange
- 1012NM** Specular gold, natural metal flange
- 1013NM** Specular clear, natural metal flange
- 1013BKNM** Specular black, natural metal flange
- 1013CDNM** Clear diffuse, natural metal flange

5" Basic white reflector

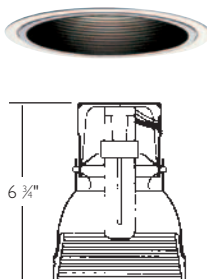


Frame-in kit	Wattage	Lamping
1004F13 Series*	13W	(1) Triple or quad
1004F18 Series*	18W	(1) Triple
1004F26 Series*	26W	(1) Triple
1001F13U	13W	(1) Triple
1001F18 Series	18W	(1) Triple
1001F13IC Series	13W	(1) Triple
1001F18IC Series	18W	(1) Triple

Reflector

- 1071** Perma White

5" Basic baffle



Frame-in kit	Wattage	Lamping
1004F13 Series*	13W	(1) Triple or quad
1004F18 Series*	18W	(1) Triple
1004F26 Series*	26W	(1) Triple
1001F13U	13W	(1) Triple
1001F18 Series	18W	(1) Triple
1001F13IC Series	13W	(1) Triple
1001F18IC Series	18W	(1) Triple

Reflector

- 1076** Specular black
- 1076WH** Gloss white

Open

- Simple and economical, these downlights are well-suited for office corridors and back offices where large amounts of light are not needed.
- A complete selection of reflector trims are available. Simply compare the photometrics to find those best suited to your need.

Note: 13W quad tube lamp shown for reference only.

* = Series contains Energy Star® qualified frame-in kits

Accepts Lytegems, see page 1.333.

