

Ceiling Cutout: 8" (203 mm) Dia.

Reflector Trim	Frame-In Kit
<b>8087CLW</b> Clear Iridescence Free, White Flange	<b>S7126BU</b> 7" aperture, 1 lamp 26W Triple Tube CFL (120/277V) 4-Pin (Amalgam)
<b>8087CLP</b> Clear Iridescence Free, Polished Flange	<b>S7132BU</b> 7" aperture, 1 lamp 26/32W Triple Tube CFL (120/277V) 4-Pin (Amalgam)
<b>8087CL</b> Clear Iridescence Free, Molded Trim Ring	<b>S7142BU</b> 7" aperture, 1 lamp 26/32/42W Triple Tube CFL (120/277V) 4-Pin (Amalgam)
<b>8087</b> <input type="checkbox"/> Add suffix. See options for other finishes.	<b>Dimming Options:</b>
	<b>S7132B</b> <input type="checkbox"/> or <b>S7142B</b> <input type="checkbox"/>
	<b>CU3</b> Lightolier PowerSpec 3% Dimming (120/277V) <b>J1LD3</b> Lutron 5% Dimming (120V)
	<b>J2LD3</b> Lutron 5% Dimming (277V) <b>JUM7</b> Mark 7 Dimming (120/277V)
	<b>J1MX</b> Mark 10 Dimming (120V) <b>J2MX</b> Mark 10 Dimming (277V)
	Other dimming product available, please consult factory
Remodeler Frame-In Kits	
<b>7126BURM</b>	7" aperture, 1 lamp 26W Triple Tube CFL (120/277V) 4-Pin (Amalgam)
<b>7132BURM</b>	7" aperture, 1 lamp 26/32W Triple Tube CFL (120/277V) 4-Pin (Amalgam)
<b>7142BURM</b>	7" aperture, 1 lamp 26/32/42W Triple Tube CFL (120/277V) 4-Pin (Amalgam)

## Features

- Downlight Wall Washer Reflector:** 16 ga. Specular Alzak® aluminum, 55° lamp cutoff to lamp and lamp image. Provides vertical surface wall wash and downlighting. Iridescence Free finish. Self-flanged or flangeless with molded white trim ring (field paintable).
- Socket Cup:** Snaps onto reflector neck to assure consistently correct optical alignment without tools.
- Retaining Springs:** Precision-tooled steel friction springs secure reflector to mounting frame for quick, tool-less installation.
- Mounting Brackets:** 16 ga. steel. Adjust from inside of fixture. Use 3/4" or 1 1/2" lathing channel, 1/2" EMT, or optional mounting bars.
- Ballast/J-Box:** Outboard mounted to reduce heat transfer and maintain lamp efficacy and life. Service from below without tools.

## Electrical

**Note:** For ballast electrical data and latest lamp/ballast compatibility refer to "Ballast" specification sheet for complete electrical data.

UL listed for through branch circuit wiring with max of (8) No. 12 AWG, 90° C supply conductors.

## Options and Accessories

### Comfort Clear™ Finishes<sup>1</sup>

Clear **CCL**  
Diffuse **CCD**  
Champagne Bronze **CCZ**

### Other Finishes

White **WH**

<sup>1</sup>Specify desired flange

**W** White, **P** Polished

Blank - Molded Ring

## Options and Accessories (continued)

Emergency Add suffix **EM\***

Chicago Plenum Add suffix **LC**

Existing/Thk. Ceiling **FA EC7\***

Emergency Ltg. Kit **FA EM3E\***

**FA EM4E\***

Fuse (Slow Blow) Add suffix **F**

\*See Spec. Sheets: FAEC, FAEM

Mounting Bars & Accessories; see Specification Sheet MBA.

Sloped Ceiling Adapters; see Specification Sheet SCA

## Labels

UL listed for damp locations, I.B.E.W.

Alzak® is a registered trademark of ALCOA.

## Job Information

## Type:

**Job Name:**

**Cat. No.:**

**Lamp(s):**

**Notes:**

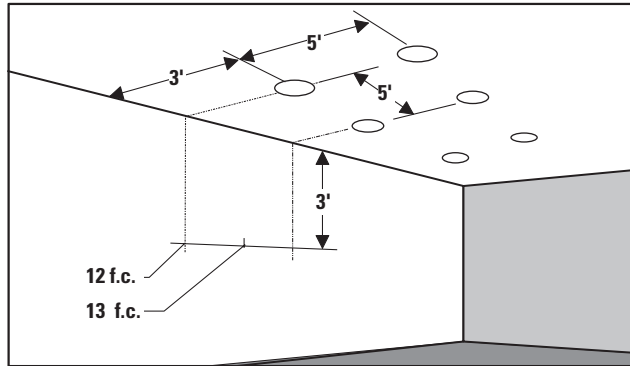
631 Airport Road, Fall River, MA 02720 • (508) 679-8131 • Fax (508) 674-4710

We reserve the right to change details of design, materials and finish.

www.lightolier.com © 2011 Philips Group • C0711

## Lighting Data

Footcandles On Wall: Multiple 32W Units



EXAMPLE: With multiple clear reflector units located 3' from wall and spaced 5' on center (matching downlights 5' on center), the illumination on the wall 3' down from ceiling will be 17 f.c. beneath units and 17 f.c. between units.

Footcandle values are averaged and rounded off and are based on a minimum of five units.

Conversion Factor: 26W: (Clear), f.c. x 0.9.

**2' from Wall-2' On Center**

Distance From Ceiling in Feet	
1	37 40 37
2	42 43 42
3	33 32 33
4	26 26 26
5	22 22 22
6	19 20 19
7	16 17 16
8	14 15 14
9	13 13 13

**2' from Wall-3' On Center**

Distance From Ceiling in Feet	
1	28 23 28
2	27 30 27
3	22 22 22
4	18 17 18
5	15 15 15
6	13 13 13
7	11 11 11
8	10 10 10
9	9 9 9

**2' from Wall-4' On Center**

Distance From Ceiling in Feet	
1	26 11 26
2	23 18 23
3	15 17 15
4	13 13 13
5	11 10 11
6	9 9 9
7	8 8 8
8	7 7 7
9	6 6 6

**3' from Wall-3' On Center**

Distance From Ceiling in Feet	
1	16 14 16
2	19 20 19
3	20 21 20
4	18 17 18
5	15 15 15
6	13 13 13
7	12 12 12
8	11 11 11
9	10 10 10

**3' from Wall-4' On Center**

Distance From Ceiling in Feet	
1	13 9 13
2	13 14 13
3	14 16 14
4	13 12 13
5	11 10 11
6	9 9 9
7	9 9 9
8	8 8 8
9	7 7 7

**3' from Wall-5' On Center**

Distance From Ceiling in Feet	
1	12 6 12
2	12 11 12
3	12 13 12
4	10 11 10
5	9 9 9
6	8 8 8
7	7 7 7
8	7 6 7
9	6 6 6

**3' from Wall-6' On Center**

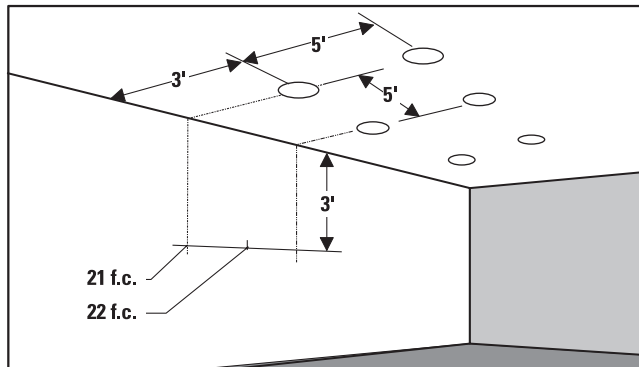
Distance From Ceiling in Feet	
1	11 4 11
2	11 8 11
3	11 9 11
4	8 9 8
5	7 7 7
6	6 6 6
7	6 5 6
8	5 5 5
9	5 5 5

**Job Information** **Type:**

631 Airport Road, Fall River, MA 02720 • (508) 679-8131 • Fax (508) 674-4710  
 We reserve the right to change details of design, materials and finish.  
 www.lightolier.com © 2011 Philips Group • C0711

## Lighting Data

### Footcandles On Wall: Multiple 42W Units



EXAMPLE: With multiple clear reflector units located 3' from wall and spaced 5' on center (matching downlights 5' on center), the illumination on the wall 3' down from ceiling will be 21 f.c. beneath units and 22 f.c. between units.

Footcandle values are averaged and rounded off and are based on a minimum of five units.

**2' from Wall-2' On Center**

← 2' →			
Distance From Ceiling in Feet			
1	62	67	62
2	74	68	74
3	57	55	57
4	41	41	41
5	31	32	31
6	24	25	24
7	19	19	19
8	16	16	16
9	13	13	13

**2' from Wall-3' On Center**

← 3' →			
Distance From Ceiling in Feet			
1	46	39	46
2	47	52	47
3	41	37	41
4	29	29	29
5	23	23	23
6	18	18	18
7	15	15	15
8	13	13	13
9	11	11	11

**2' from Wall-4' On Center**

← 4' →			
Distance From Ceiling in Feet			
1	42	21	42
2	41	34	41
3	28	31	28
4	23	21	23
5	17	17	17
6	14	15	14
7	12	12	12
8	10	11	10
9	9	10	9

**3' from Wall-3' On Center**

← 3' →			
Distance From Ceiling in Feet			
1	22	23	22
2	29	32	29
3	34	31	34
4	30	28	30
5	24	24	24
6	20	20	20
7	17	17	17
8	15	15	15
9	13	13	13

**3' from Wall-4' On Center**

← 4' →			
Distance From Ceiling in Feet			
1	19	16	19
2	23	24	23
3	24	26	24
4	24	21	24
5	19	19	19
6	15	16	15
7	14	14	14
8	12	12	12
9	11	11	11

**3' from Wall-5' On Center**

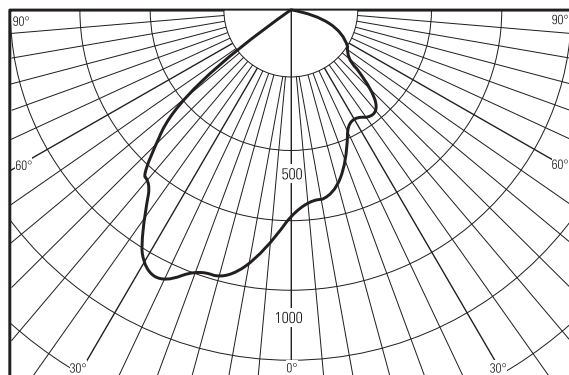
← 5' →			
Distance From Ceiling in Feet			
1	17	10	17
2	20	17	10
3	21	22	21
4	18	19	18
5	16	15	16
6	13	13	13
7	11	11	11
8	10	10	10
9	9	9	9

**3' from Wall-6' On Center**

← 6' →			
Distance From Ceiling in Feet			
1	17	7	17
2	18	12	18
3	19	16	19
4	15	17	15
5	12	13	12
6	11	10	11
7	10	9	10
8	8	8	8
9	7	8	7

### Candlepower Distribution Downlight Spacing Ratio 1.0

Downlight Side Wall Washer Side



<b>Job Information</b>	<b>Type:</b>
------------------------	--------------

631 Airport Road, Fall River, MA 02720 • (508) 679-8131 • Fax (508) 674-4710  
 We reserve the right to change details of design, materials and finish.  
[www.lightolier.com](http://www.lightolier.com) © 2011 Philips Group • C0711