

Controls

Slider Dimmers

Rockslide/Astral/Vega



Rockslide Preset Slide Dimmer

Preset Rocker/Slider Dimmer

Features:

- Red LED makes the dimmer easy to locate in the dark
- Large, easy to use rocker switch for on/off control
- Unobtrusive slider to raise or lower the light output
- Multi-Location/3-Way control with Rockslide Preset Remote

Rockslide Preset Remote

Multi-location/3-Way on and off control of Rockslide Preset Dimmers

Features:

- Designer styling
- Uses existing 3-Way wiring (two conductors)
- Any number of locations

Astral Preset Slide Dimmer

Preset Vertical Slide Dimmer

Features:

- Ergonomically designed switch (up/down)
- Captive slider knob
- Use with Standard 3-Way Switches

Astral Non-Preset Slide Dimmer

Vertical Slide Dimmer

Features:

- Integral knob has extended travel for full range dimming control
- Captive slider knob—preventing loss
- Slide down to positive click “off”

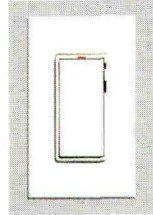
Vega Slider Dimmer

Heatsink Commercial Grade Dimmer

Features:

- Streamlined appearance and operation
- Heavy duty construction
- Voltage compensation circuitry to ensure smooth consistent light output
- Power Fail Memory
- Captive slider knob
- Screwless thin-profile faceplate included
- For demanding applications from 600-2000 watts

Rockslide




Rockslide Preset *

Part #	Description	Colors	Wattage
Incandescent			
RS600-	600W Slide Preset Dimmer	-W, -I	600W
RS1000-	1000W Slide Preset Dimmer	-W, -I	1000W
Inductive			
RS600VA-	600VA Slide Preset Dimmer	-W, -I	600VA
RS1000VA-	1000VA Slide Preset Dimmer	-W, -I	1000VA
Remotes/Masters			
RS3R-3-	Three Way Remote	-W, -I	n/a

* Shown with Compli Designer Faceplates, sold separately.


Astral



Astral Non Preset Slide Dimmer *


Part #	Description	Colors	Wattage
Incandescent			
A600-	600W Non-Preset Slide Dimmer	-W, -I	600W
AP600-	600W Preset Slide Dimmer	-W, -I	600W
AP603-	600W Preset Slide Dimmer-3 Way	-W, -I	600W
AP1000-	1000W Preset Slide Dimmer	-W, -I	1000W
AP1003-	1000W Preset Slide Dimmer-3 Way	-W, -I	1000W
Magnetic LV 2-Wire			
A600LV-	600VA Non-Preset Slide Dimmer	-W, -I	600VA
AP600LV-	600VA Preset Slide Dimmer	-W, -I	600VA
AP603LV-	600VA Preset Slide Dimmer-3 Way	-W, -I	600VA
Quiet Electronic			
AP300QE-	300W Preset Slide Dimmer	-W, -I	300W
AP303QE-	300W Preset Slide Dimmer-3 Way	-W, -I	300W

* Shown with Compli Designer Faceplates, sold separately.



Astral Preset Slide Dimmer*


Vega



Vega Slider Dimmer ▲

Part #	Description	Colors	Wattage
Incandescent			
V600-	600W Slide Dimmer	-W, -I	600W
V1000-	1000W Slide Dimmer	-W, -I	1000W
V1500-	1500W Slide Dimmer	-W, -I	1500W
V2000-	2000W Slide Dimmer	-W, -I	2000W
Magnetic Low Voltage			
V600LV-	600VA Slide Dimmer	-W, -I	600VA
V1000LV-	1000VA Slide Dimmer	-W, -I	1000VA
V1500LV-	1500VA Slide Dimmer	-W, -I	1500VA
V2000LV-	2000VA Slide Dimmer	-W, -I	2000VA

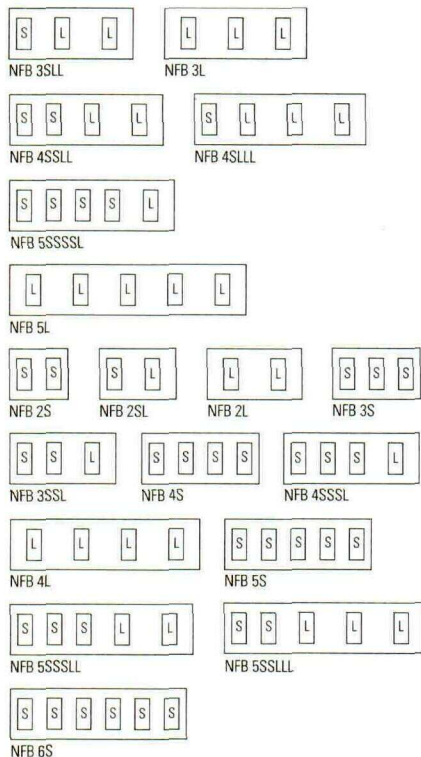
▲ Shown with faceplates included with dimmer.



Vega Heatsink Slider Dimmer ▲

Faceplates

No Fins Broken
for Onset, Multiset, MultiSet Pro, Momentum and Insight
High Wattage "Heatsink" Controls

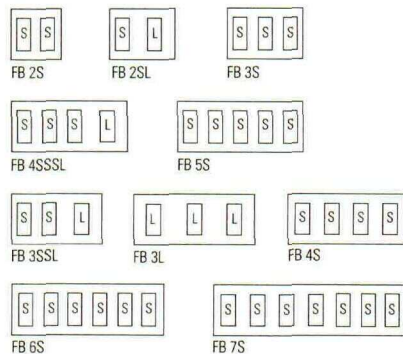


No Fins Broken – Multi-Gang Faceplates

Item Number	Add Color Suffix	Multi-Gang Wallbox Size
NFB 2S-	-W, -I, -BR	1+1*
NFB 2SL-	-W, -I, -BR	3
NFB 2L-	-W, -I, -BR	4
NFB 3S-	-W, -I, -BR	4
NFB 3SLL-	-W, -I, -BR	6
NFB 3L-	-W, -I, -BR	6
NFB 3SSL-	-W, -I, -BR	5
NFB 4S-	-W, -I, -BR	4+1*
NFB 4SSLL-	-W, -I, -BR	6
NFB 4SLL-	-W, -I, -BR	7
NFB 4SLLL-	-W, -I, -BR	8
NFB 4L-	-W, -I, -BR	9
NFB 5S-	-W, -I, -BR	7
NFB 5SSSSL-	-W, -I, -BR	8
NFB 5SSLL-	-W, -I, -BR	9
NFB 5SLLL-	-W, -I, -BR	10
NFB 5L-	-W, -I, -BR	12
NFB 6S-	-W, -I, -BR	7+1*

* Note:
When installing an even number of small devices, use wallbox size shown above and space one additional box 3/4" away from the others.

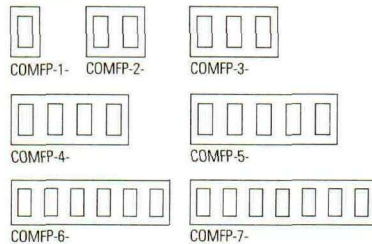
Fins Broken
for Onset, Multiset, MultiSet Pro, Momentum and Insight
High Wattage "Heatsink" Controls



Fins Broken – Multi-Gang Faceplates

Item Number	Add Color Suffix	Multi-Gang Wallbox Size
FB 2S-	-W, -I, -BR	2
FB 2SL-	-W, -I, -BR	3
FB 3S-	-W, -I, -BR	3
FB 3SSL-	-W, -I, -BR	4
FB 3L-	-W, -I, -BR	5
FB 4S-	-W, -I, -BR	4
FB 4SSSSL-	-W, -I, -BR	5
FB 5S-	-W, -I, -BR	5
FB 6S-	-W, -I, -BR	6
FB 7S-	-W, -I, -BR	7

Faceplates



Ordering Guide

Compli Screwless Faceplates

Item Number	Add Color Suffix	Multi-Gang Wallbox Size
COMFP-1-	-W, -I, -BR, -BL, -GR, -AL	1
COMFP-2-	-W, -I, -BR, -BL, -GR, -AL	2
COMFP-3-	-W, -I, -BR, -BL, -GR, -AL	3
COMFP-4-	-W, -I, -BR, -BL, -GR, -AL	4
COMFP-5-	-W, -I, -BR, -BL, -GR, -AL	5
COMFP-6-	-W, -I, -BR, -BL, -GR, -AL	6
COMFP-7-	-W, -I, -BR, -BL, -GR, -AL	7

Controls

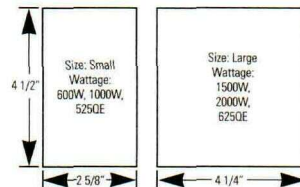
Compli and Multi-Gang Faceplates

Multiple Gang One-Piece Faceplates

Streamlined one-piece faceplates with a beveled "Compli" look are offered to enhance ganged high wattage designer style dimmer applications. These faceplates accommodate devices with fins broken or left intact. The standard models (shown) are available in White and Ivory. Consult factory for custom model availability.

To Order Multi-Gang Faceplates:

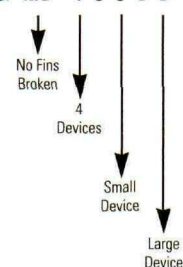
- Determine the quantity and size (Small or Large) of all devices in the arrangement.
- Determine if device fins will be broken (FB) or left intact (NFB).
- Arrange devices to suit faceplate configurations shown, and note part numbers.
- Add color suffix to each faceplate part number.
- See Ordering Guide for required multi-gang wallbox size.



Faceplate Key:

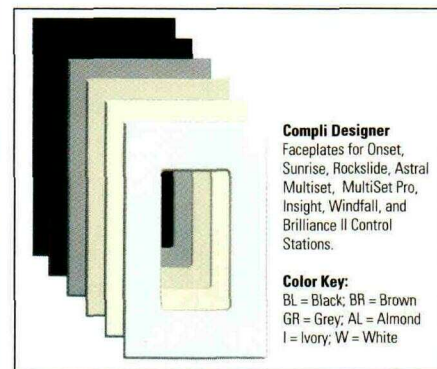
S = Small (Single Gang)
L = Large (Double Gang)
FB = Fins Broken
NFB = No Fins Broken

Example: NFB 4 S S L L



Color Key:

W = White
I = Ivory
BR = Brown



Compli Designer Screwless Faceplates

Sleek beveled edges and snap-on application make Compli designer style screwless faceplates a must for every interior. Compli faceplates lend an integrated look to all designer style electrical wiring devices—switches, dimmers, outlets and telephone or video connectors.