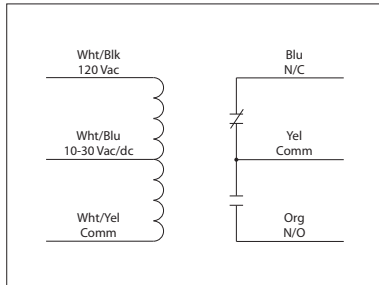


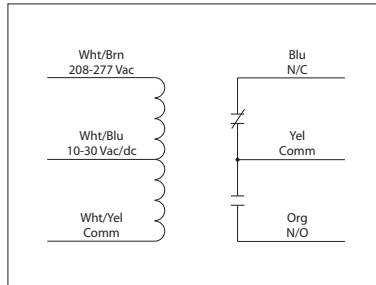
### RIBU1C

Enclosed Relay 10 Amp SPDT with  
10-30 Vac/dc/**120 Vac Coil**




### RIBH1C

Enclosed Relay 10 Amp SPDT with  
10-30 Vac/dc/**208-277 Vac Coil**



### 10 Amp Pilot Control Relays



### Specifications

**# Relays & Contact Type:** One (1) SPDT Continuous Duty Coil  
**Expected Relay Life:** 10 million cycles minimum mechanical  
**Operating Temperature:** -30 to 140° F  
**Humidity Range:** 5 to 95% (noncondensing)  
**Operate Time:** 20ms  
**Relay Status:** LED On = Activated  
**Dimensions:** 1.70" x 2.80" x 1.50" with .50" NPT nipple  
**Wires:** 16", 600V Rated  
**Approvals:** UL Listed, UL916, UL864, C-UL  
 California State Fire Marshal, CE, RoHS  
**Housing Rating:** UL Accepted for Use in Plenum, NEMA 1  
**Gold Flash:** Yes  
**Override Switch:** No

**Contact Ratings:**  
 10 Amp Resistive @ 277 Vac  
 10 Amp Resistive @ 28 Vdc  
 480 VA Pilot Duty @ 240-277 Vac  
 480 VA Ballast @ 277 Vac  
*Not rated for Electronic Ballast*  
 600 Watt Tungsten @ 120 Vac (N/O)  
 240 Watt Tungsten @ 120 Vac (N/C)  
 1/3 HP @ 120-240 Vac (N/O)  
 1/6 HP @ 120-240 Vac (N/C)  
 1/4 HP @ 277 Vac (N/O)  
 1/8 HP @ 277 Vac (N/C)

**Coil Current:**

|                              |                |
|------------------------------|----------------|
| 33 mA @ 10 Vac               | 13 mA @ 10 Vdc |
| 35 mA @ 12 Vac               | 15 mA @ 12 Vdc |
| 46 mA @ 24 Vac               | 18 mA @ 24 Vdc |
| 55 mA @ 30 Vac               | 20 mA @ 30 Vdc |
| 28 mA @ 120 Vac (RIBU1C)     |                |
| 39 mA @ 208-277 Vac (RIBH1C) |                |

**Coil Voltage Input:**  
 10-30 Vac/dc ; 120 Vac ; 50-60 Hz (RIBU1C)  
 10-30 Vac/dc ; 208-277 Vac ; 50-60 Hz (RIBH1C)  
 Drop Out = 2.1 Vac / 2.8 Vdc  
 Pull In = 9 Vac / 10 Vdc