

# the BELLERIA®

BALMY BREEZES—RAIN OR SHINE

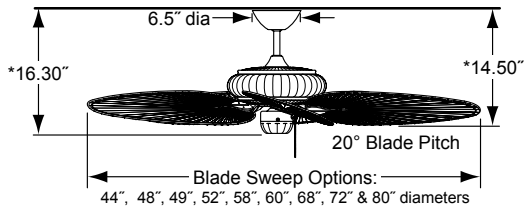
## ENERGY INFORMATION

at High Speed

Airflow	Electricity Use	Airflow Efficiency
<b>5580</b>	<b>83</b>	<b>67</b>
Cubic Feet Per Minute	Watts (excluding lights)	Cubic Feet Per Minute Per Watt

**MULTICOMPONENT**  
MOTOR & BLADES

**LIMITED LIFETIME MOTOR WARRANTY**



\*With included 6" downrod

### Finishes (swatches on page 119):

AZ Wet location  
MW Wet location  
TB Wet location  
TS Wet location

### Blades:

Sold separately (pages 121-124); can use wet location blade sets or traditional blade sets

### Motor:

188 x 25

### Speeds:

3 forward and 3 reverse (reversing switch on switch cup)

### Controls:

Optional controls available (p.115-118)

### Lighting:

Accepts standard fitters and light kits—sold separately (pages 111-114)

### Downrod:

1" dia. x 6" long downrod included  
Longer lengths available—p.119  
Close-to-ceiling kit available—p.120

### Ceiling slope:

Up to 30° (52° with SCB1-52)

### Location Use:

Fan rated for dry, damp and wet locations (please note location rating of selected blades)

### Net Hanging Weight:

25.0 lbs.

U.S. Pat # D 518, 166

UL LISTED

### OPTIONS

**LIGHTING**  
P. 111-114

**CONTROLS**  
P. 115-118


**BLADES**  
P. 121-124

**DAMP LOCATION**

**WET LOCATION**

**220 VOLT AVAILABLE SELECT**

THE BELLERIA®



**WET LOCATION**

**FAN: FP4320AZ1 (1)**  
aged bronze assembly

**BLADES: BPD4A (1)**  
52" sweep all-weather composite  
antique woven bamboo narrow oval


## EASY ORDERING STEPS:



1

**Select a motor**

Available finishes listed above



2

**Select a blade set**

(pages 121-124)



3

**Optional lighting & accessories**

(page 111-114, 119-120)



4

**Optional remote and wall controls**

(pages 115-118)



**DRY**  
LOCATION

**FAN: FP74100B (1)**  
oil-rubbed bronze  
assembly with four cairo  
purple carved wood blades

**DRY**  
LOCATION  
**ONE**  
100W  
INCLUDED

**FAN: FP7500AB (1)**  
antique brass assembly with  
52" sweep natural palm  
leaf narrow oval blades

**LIGHT KIT: LKLP102AB (1)**  
antique brass low-profile  
with white frosted glass

**DRY**  
LOCATION

**FAN: FP7410AB (1)**  
antique brass assembly  
with sambel sand carved  
wood blades

**DAMP**  
LOCATION  
**TWO**  
75W  
INCLUDED

**FAN: FP7500RSP4LK (1)**  
rust assembly with five all-weather  
composite brown/red palm blades  
and frosted white glass light kit

**DAMP**  
LOCATION

**FAN: FP7510MW (1)**  
matte white assembly with  
52" sweep all-weather  
composite matte white blades

# the WINDPOINTE®

FOUR- AND FIVE-BLADE SERIES FANS

## UNPACKED

### ENERGY INFORMATION

at High Speed

	Airflow	Electricity Use	Airflow Efficiency
FP7410AB:	4240	50	86
FP7410OB:	5129	49	104
FP7500AB:	2633	42	63
FP7500MW:	2812	42	67
FP7510MW:	5483	70	78
FP7500RS:	2551	42	60
	Cubic Feet Per Minute	Watts (excluding lights)	Cubic Feet Per Minute Per Watt

**UNPACKED**  
BLADES INCLUDED

**LIMITED LIFETIME MOTOR WARRANTY**

#### Finishes (swatches on p.119):

FP7410AB—AB fan | sambel sand carved wood—**DRY**  
 FP7410OB—OB fan | cairo purple carved wood—**DRY**  
 FP7500AB—AB fan | natural palm—**DRY**  
 FP7500MW—MW fan | natural palm—**DRY**  
 FP7500BP4—OB fan | red/brown palm—**DAMP**  
 FP7500BP4LK—OB fan | red/brown | white bowl—**DAMP**  
 FP7500RS—RS fan | antique bamboo—**DAMP**  
 FP7500RSP4—RS fan | brown/red palm—**DAMP**  
 FP7500RSP4LK—RS fan | red/brown | white bowl—**DAMP**  
 FP7510MW—MW fan | MW composite—**DRY**

**Blades:**  
Blade set included

**Motor:**  
188 x 25

**Speeds:**  
3 forward and 3 reverse (reversing switch on switch cup)

**Controls:**  
Optional controls available (p.115-118)

**Lighting:**  
Accepts standard fitters and light kits—sold separately (p. 111-114)

#### Downrod:

1" dia. x 6" long downrod included  
 Longer lengths available—p.119  
 Close-to-ceiling kit available—p.120

#### Ceiling Slope:

Up to 30° (52° with SCB1-52)

**Location Use:**  
See finishes

#### Net Hanging Weight:

FP7410AB = 26.5 lbs  
 FP7410OB = 26.5 lbs  
 FP7500\*\*P4 = 27.0 lbs  
 FP7500\*\*P4LK = 33.3 lbs  
 FP7500AB = 23.8 lbs  
 FP7500MW = 23.7 lbs  
 FP7500RS = 25.4 lbs  
 FP7510MW = 20.9 lbs

**UL LISTED**

#### OPTIONS

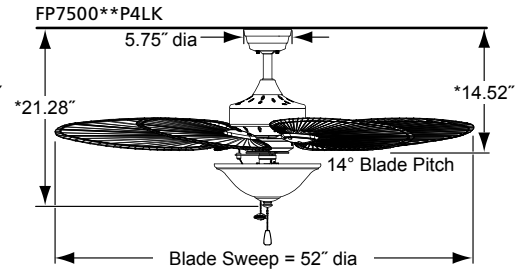
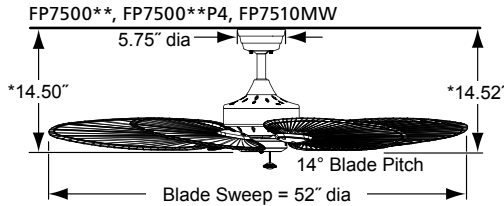
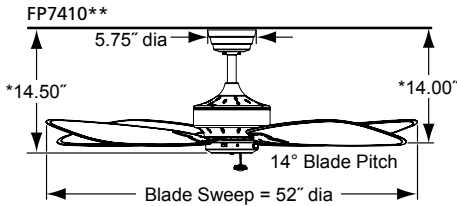
**LIGHTING**  
P:111-114

**CONTROLS**  
P:115-118

**DAMP**  
LOCATION

**220 VOLT**  
AVAILABLE  
SELECT

THE WINDPOINTE®



\*With included 6" downrod

**DAMP LOCATION** **FAN: FP7500BP4 (1)**  
oil-rubbed bronze assembly with five all-weather composite brown/red palm blades



**DAMP LOCATION** **FAN: FP7500RS (1)**  
rust assembly with five 52" sweep antique narrow oval woven bamboo blades  
**LIGHT KIT: LK114ARS (1)**  
14" rust low-profile with amber linen glass bowl



**DRY LOCATION** **FAN: FP7500MW (1)**  
matte white assembly with 44" sweep natural palm leaf narrow oval blades

