


Structural Attachments

BEAM/PURLIN – BEAM CLAMPS

BC BEAM CLAMP

- Easy installation to beam flanges



Material: Spring Steel
Finish: Armour



Part Number	Description		
BC	1/4" Rod, 7/16" Hole, 1/2" Max Flange	100 lb	100 pc

Setscrew must be tightened and torqued onto the sloped side of the I-beam.



BC200/BC400 BEAM CLAMP

- Threaded hole on back and bottom



Material: Steel
Finish: Electrogalvanized




Part Number	Description			Certifications
BC200	1/2" Max Flange, 1/4" Rod	100 lb	50 pc	cULus
BC400	3/4" Max Flange, 3/8" Rod	200 lb	25 pc	-

Setscrew must be tightened and torqued onto the sloped side of the I-beam.

BC10 MULTI-FUNCTION BEAM CLAMP

- Structural attachment to beams to support threaded rod



Material: Steel
Finish: Electrogalvanized

Part Number	Description			
BC100000EG	3/8", 1/2" Rod, 3/4" Max Flange	500 lb	300 lb	25 pc

Setscrew must be tightened and torqued onto the sloped side of the I-beam.