

# Deluxe Quality Top Mount Sinks

**DAYTON® Elite®**

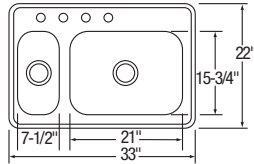
20 gauge, nickel-bearing stainless steel • 8" bowl depth, unless otherwise specified • Raised faucet deck on select models • Exposed surfaces polished to an elite satin finish • Undercoated bottom to reduce condensation and dampen sound • 3½" drain opening, unless otherwise specified • Includes installation hardware for ¾" thick countertop



## DSEMR23322



DSEMR23322 (Shown)  
DSEMR23322R



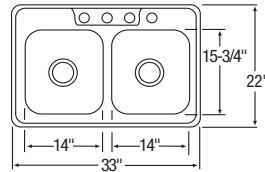
**BOWL DEPTH:** 8" (large)  
5½" (small)



## DSE233224DF



DSE233224DF

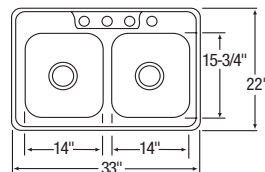


**BOWL DEPTH:** 8½" 16"

## DSE233223DFBG



DSE233223DFBG

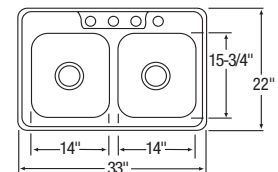


**BOWL DEPTH:** 8½" 16"

## DSE23322



DSE23322



**BOWL DEPTH:** 8½" 16"

Model Number	Gauge	Overall Size		Cutout in Countertop 1½" Radius Corners		Number of 1½" Dia. Faucet Holes	Min. Cabinet Size	Master Pack	Optional Accessories (Kit accessories are marked as "Included")				Kit Faucet
		L	W	L	W				Cutting Board	Rinsing Basket	Bottom Grid	Drain	
DSEMR23322	20	33	22	32¾	21¾	3 or 4	36	1	CB1516 (Lg. Bowl) CBS715 CB816 (Sm. Bowl)	LKWRB2115SS LKWERBSS (Lg. Bowl) LKWUCSS (Utensil Caddy)	GBG2115SS	D1125	
DSEMR23322R													
DSE233223DFBG Kit	20	33	22	32¾	21¾	3	36	1			GBG1415SS Included	(2) D1125 Included	LK5000CR Included
DSE233224DF Kit						4					GBG1415SS		LK1001CR Included
DSE23322	20	33	22	32¾	21¾	1, 2, MR2, 3, 4 or 5	36	1			GBG1415SS	D1125	
DSEW1023322								10					
DSEW4023322								40					