

1.1

Loadcenters and Circuit Breakers

Type CH Loadcenters and Circuit Breakers

1




Product Selection

10 kAIC, 120 Vac, 120/240 Vac and 240 Vac

Type CH Plug-On Circuit Breakers





Type CH Breakers, 3/4-Inch (19.1 mm) per Pole 120, 120/240 or 240 Vac, 10 kAIC

Ampere Rating	Wire Size Range Cu/Al 60 °C or 75 °C	Catalog Number		
		Single-Pole 120/240 Vac Requires One 3/4-Inch (19.1 mm) Space 10 per Shelf Carton	Two-Pole 120/240 Vac Common Trip Requires Two 3/4-Inch (19.1 mm) Spaces 5 per Shelf Carton	Three-Pole 240 Vac Common Trip Requires Three 3/4-Inch (19.1 mm) Spaces 5 per Shelf Carton
10	(1) #14–8 ①	 CH110	 CH210	 CH310
15	(2) #14–10 ①②	CH115 ⑦⑧	CH215 ⑧	CH315 ⑧
20	(1) #14–6 ③	CH120 ⑦⑧	CH220 ⑧	CH320 ⑧
25		CH125 ⑧	CH225 ⑧	CH325 ⑧
30		CH130 ⑧	CH230 ⑧	CH330 ⑧
35	#14–2 ① #14–6 ③	CH135 ⑧	CH235 ⑧	CH335 ⑧
40	#10–1/0 ④	CH140 ⑧	CH240 ⑧	CH340 ⑧
45	#14–2 ⑤	CH145 ⑧	CH245 ⑧	CH345 ⑧
50	#3/0 ⑥	CH150 ⑧	CH250 ⑧	CH350 ⑧
60		CH160	CH260	CH360
70		CH170	CH270	CH370
80		—	CH280	CH3080
90		—	CH290	CH3090
100		—	CH2100	CH3100
110		—	CH2110	—
125		—	CH2125	—

Type CH Plug-On Circuit Breakers



CHF Breakers with Mechanical Trip Flag

Ampere Rating	Wire Size Range Cu/Al 60 °C or 75 °C	Catalog Number	
		Single-Pole 120/240 Vac Requires One 3/4-Inch (19.1 mm) Space 10 per Shelf Carton	Two-Pole 120/240 Vac Common Trip Requires Two 3/4-Inch (19.1 mm) Spaces 5 per Shelf Carton
10	(1) #14–8 ①	 CHF110	 CHF210
15	(2) #14–10 ①②	CHF115 ⑦⑧	CHF215 ⑧
20		CHF120 ⑦⑧	CHF220 ⑧
25		CHF125 ⑧	CHF225 ⑧
30		CHF130 ⑧	CHF230 ⑧
35	#14–2 ①	CHF135 ⑧	CHF235 ⑧
40	#10–1/0 ④	CHF140 ⑧	CHF240 ⑧
45	#14–2 ⑤	CHF145 ⑧	CHF245 ⑧
50		CHF150 ⑧	CHF250 ⑧

Notes

- ① For single- and two-pole breakers.
- ② Solid and stranded wire can be used together.
- ③ For three-pole breakers.
- ④ Single-pole 60–70 A, two-pole 80–125 A, three-pole 40–100 A.
- ⑤ Single-pole 40–50 A, two-pole 40–70 A.
- ⑥ Two-pole 150 A.
- ⑦ Switching duty rated.
- ⑧ HACR rated.

For factory-installed options, refer to **Page V1-T1-39**.