

































Poles, wires	Rating	NEMA prefix	15A Locking		20A Locking	
			Receptacle, connector & flanged outlet	Plug & flanged inlet	Receptacle, connector & flanged outlet	Plug & flanged inlet
2-pole, 2-wire	125V/AC	ML1	7464N ◊ 7427N ◊ 7468 ○ 	7465N ◆ 7466 ● 7428N ◆ 7467 ● 7479N ◆ 7429N ◆ 		
	125V/AC	L1	CWL115FO ○ CWL115R △ 7506 ◊ 7540 □ 	CWL115FI ● 7546 ◆ 7548 ◆ 		
	250V/AC	L2	65W47 △W 65W47DPLX □W 		CWL220C ◊L CWL220FO ○ CWL220R △ 	
2-pole, 3-wire grounding	125V/AC	ML2	7593 ◊ 7596 ○ 7596N ○ 	7594 ◆ 7595 ● 7595N ● 		
	125V/AC	L5	CWL515C ◊L CWL515CAN ◊AL CWL515FO ○ CWL515R △ IG4700 □ IGL515R △ I 65W47 △W 65W47DPLX □W 25W47 ◊W 4731NCR ◊CN CR4700 □C 2547 ◊Y 4731N ◊N 4700 □ CR5792 □ 5792 □ 	CWL515FI ● CWL515P ◆L CWL515PAN ◆AL 24W47 ◆W 2447 ◆Y 4721N ◆N 4721NCR ◆CN 	AHL520C ◊U AHL520CBK ◊U AHL520FO ○ AHL520R △ IGL520R △ I L520CW ◊W L520CY ◊Y L520RW △W CRL520C ◊CL CRL520R △C 	AHL520FI ● AHL520P ◆U CWL520PBK ◆L L520PW ◆W L520PY ◆Y CRL520P ◆CL 
	250V/AC	L6	CWL615C ◊L CWL615FO ○ CWL615R △ 65W49DPLX □W IGL615R △ I 25W49 ◊W 2549 ◊Y 65W49 △W 6566N ◆N 6580 □ 	CWL615FI ● CWL615P ◆L 24W49 ◆W 2449 ◆Y 6565N ◆N 	AHL620C ◊U CRL620C ◊CL AHL620R △ AHL620FO ○ L620CW ◊W IGL620R △ I L620RW △W L620CY ◊Y CRL620R △C 	AHL620FI ● AHL620P ◆U L620PW ◆W L620PY ◆Y CRL620P ◆C 
	277V/AC	L7	CWL715C ◊L CWL715FO ○ CWL715R △ 65W34DPLX □W 25W34 ◊W 4750 □ 65W34 △W 2534 ◊Y 4772N ◆N 	CWL715FI ● CWL715P ◆L 24W34 ◆W 2434 ◆Y 4771N ◆N 	AHL720C ◊U L720CY ◊Y AHL720FO ○ L720RW △W AHL720R △ IGL720R △ I L720CW ◊W 	AHL720FI ● AHL720P ◆U L720PW ◆W L720PY ◆Y 
	480V/AC	L8			AHL820C ◊U AHL820FO ○ AHL820R △ IGL820R △ I L820CW ◊W L820RW △W L820CY ◊Y 	AHL820FI ● AHL820P ◆U L820PW ◆W L820PY ◆Y 
	600V/AC	L9			CWL920C ◊L CWL920FO ○ CWL920R △ 	CWL920FI ● CWL920P ◆ 
3-pole, 3-wire	125/250V/AC	ML3	7484 ◊ 7487 ○ 7487N ○ 	7485 ◆ 7486 ● 7486N ● 		
	125/250V/AC	L10			AHL1020C ◊U L1020RW △W AHL1020R △ L1020CW ◊W L1020CY ◊Y AHL1020FO ○ 	AHL1020FI ● AHL1020P ◆U L1020PW ◆W L1020PY ◆Y 
	3Ø 250V/AC	L11			AHL1120C ◊U AHL1120FO ○ AHL1120R △ L1120CW ◊W L1120CY ◊Y L1120RW △W 	AHL1120FI ● AHL1120P ◆U L1120PW ◆W L1120PY ◆Y 
	3Ø 480V/AC	L12			CWL1220C ◊L CWL1220FO ○ CWL1220R △ 	CWL1220FI ● CWL1220P ◆ 
3Ø 600V/AC	L13					

Locking device legend: How to use the chart

Core catalog number color indicates a device's grade:

BLACK = Industrial specification grade

A suffix combining a **RED** shape and alpha letter indicate a device's body, type and available options.

Device body:

- Duplex receptacle
- ◆ Plug
- ◊ Connector
- △ Single receptacle
- Flanged inlet
- Flanged outlet

Open shape has holes (receptacles, connectors, outlets)
Closed shape has blades (plugs, inlets)

Device type:

- A Angled
- C Corrosion resistant
- I Isolated ground
- L Safety grip
- N Auto grip
- P Pro grip
- U Ultra grip
- W Watertight
- Y Severe duty insulated
- Z With lid or cover