

## Incandescent shell & fixture sockets

### Product description

Medium base  
250W, 250V/AC  
660W, 250V/AC

### Design features

- Caps threaded 0.13" (3.2mm)—27 I.P.S. fits standard lamp stems
- Two circuit (3-way) sockets operate dual filament lamps on sequence of low, medium, high, off
- Set screw prevents rotation of socket



940ABD

### Electrolier metal shell lampholders

Rating		Description	Color	Catalog no.
W	V/AC			
250	250	One circuit turn knob switch	Brass Dipped Aluminum	□ 917ABD
250	250	Two circuit (3-way) turn knob switch	Brass Dipped Aluminum	□ 925ABD
660	250	One circuit pull chain switch	Brass Dipped Aluminum	□ 980ABD
660	250	One circuit push through switch	Brass Dipped Aluminum	□ 940ABD
660	250	Keyless switch	Brass Dipped Aluminum	□ 975ABD

cULus Listed to UL496, file no. E7430

## Incandescent shell & fixture sockets

### Product description

Medium base  
250W, 250V/AC  
660W, 250V/AC

### Design features

- Molded of heat- and impact-resistant phenolic or urea
- Interiors are UL component recognized



2982

### Metal shell lampholder interiors

Rating		Description	Fits	Catalog no.	
W	V/AC				Catalog
250	250	One circuit pull chain switch	659		□ 962
250	250	Two circuit (3-way) turn knob switch	925		□ 3925
660	250	One circuit pull chain switch	980		□ 2982
660	250	One circuit push through switch	940		□ 942

UL recognized component to UL496 for US & Canada, file no. E7430

### Color ordering information:

BD (Brass Dipped)

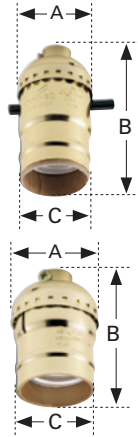


(Brass Dipped)

**Dimensional information:** B-72 **Specification information:** Please visit [www.cooperwiringdevices.com](http://www.cooperwiringdevices.com)  
**Compliances, specifications and availability are subject to change without notice.**

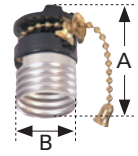
### Metal shell lampholders

Family	A	B	C
Turn Knob, Pull Chain, Push Through	1.40" (35.6mm)	2.35" (59.7mm)	1.25" (31.8mm)
Keyless	1.40" (35.6mm)	2.00" (50.8mm)	1.25" (31.8mm)



### Metal shell lampholders interiors

Catalog no.	A	B
962	1.87" (47.5mm)	1.09" (27.7mm)
3925	1.78" (45.2mm)	1.09" (27.7mm)
2982	1.71" (43.4mm)	1.09" (27.7mm)
942	1.74" (44.2mm)	1.09" (27.7mm)



### Fixture sockets

Catalog no.	A	B	C
968	1.35" (34.3mm)	0.40" (10.2mm)	1.85" (47.0mm)
969	1.38" (35.1mm)	0.44" (11.2mm)	1.90" (48.3mm)



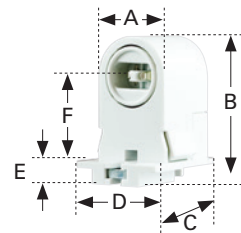
### Pigtail lampholders

Catalog no.	A	B	C	D
722	1.60" (40.6mm)	—	1.47" (37.3mm)	1.32" (33.5mm)
124	1.63" (41.4mm)	1.36" (34.5mm)	1.75" (44.5mm)	1.50" (38.1mm)
145	1.63" (41.4mm)	1.36" (34.5mm)	1.75" (44.5mm)	1.50" (38.1mm)




### Fluorescent lampholders, recessed double contact

Catalog no.	A	B	C	D	E	F
2500W	1.12" (28.4mm)	2.31" (58.7mm)	1.81" (46.0mm)	1.44" (36.6mm)	0.59" (15.0mm)	1.17" (29.7mm)
2501W	1.12" (28.4mm)	2.31" (58.7mm)	1.81" (46.0mm)	1.44" (36.6mm)	0.59" (15.0mm)	1.17" (29.7mm)



### Fluorescent lampholders, slimline

Catalog no.	A	B	C	D	E	F
2503W	1.12" (28.4mm)	2.33" (59.2mm)	1.66" (42.2mm)	1.45" (36.8mm)	0.59" (15.0mm)	1.17" (29.7mm)
2504W	1.12" (28.4mm)	2.33" (59.2mm)	1.66" (42.2mm)	1.45" (36.8mm)	0.59" (15.0mm)	1.17" (29.7mm)
2506W	1.13" (28.7mm)	1.73" (43.9mm)	1.48" (37.6mm)	1.31" (33.2mm)	0.32" (8.1mm)	1.30" (33.0mm)
2507W	1.13" (28.7mm)	1.73" (43.9mm)	1.50" (38.1mm)	1.31" (33.2mm)	0.32" (8.1mm)	1.30" (33.0mm)



### Fluorescent lampholders, medium bi-pin

Catalog no.	A	B	C	D	E
924W	1.00" (25.4mm)	2.37" (60.2mm)	1.44" (36.6mm)	0.62" (15.7mm)	1.18" (30.0mm)
2509W	1.00" (25.4mm)	2.03" (51.6mm)	1.35" (34.3mm)	0.37" (9.4mm)	1.17" (29.7mm)
2510W	1.00" (25.4mm)	1.67" (42.2mm)	1.25" (31.8mm)	0.38" (9.7mm)	0.88" (22.4mm)

