

Wallbox Lighting Controls

Project Name:	Prepared By:
Project Number:	Date:
Catalog Number:	Type:




SKYE Dimmers & Fan Controls

Single-Pole & 3-Way
600W/VA, 1000W/VA, 8A, 5A, 1.5A
Incandescent, Halogen, Magnetic Low-Voltage,
Fluorescent, Fan Control


SKYE Dimmers & Fan Controls

FEATURES

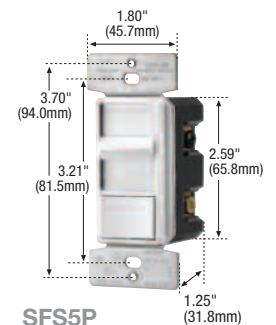
- Preset feature allows user to return to previous light or fan setting when turning lights on.
- Integrated full-slide control for easy, precise operation.
- Preset versions can be wired as Single-Pole or 3-Way.
- Device can be wired into either 3-Way location (load side or line side).
- Green LED softly illuminates when device is off, acting as a night light (preset versions only).
- Incandescent and Magnetic Low-Voltage offered in single unit version on preset models.
- Neutral is not required for installation of device.
- Replaces a standard switch and offers dimming and/or fan speed control capabilities.
- Square Law Dimming - perceived dimming level is proportional to the slider position.
- Power failure memory.
- Radio Frequency Interface filtering is standard on all models.
- Electrostatic discharge protection.
- Precise color matching.
- Quiet Fan Speed Control version has special circuitry to reduce fan motor noise at low speeds.
- Compatible with any decorator wallplate or screwless wallplate.



SI06P



SI061



SFS5P

SKYE Dimmers & Fan Speed Controls, Back & Side Wire



Rating	For Lamp Type(s) or Fan Control Type	Description	Catalog No. Color Suffix
600W 120V/AC	Incandescent, Halogen	Dimmer, Single-Pole Non-Preset	<input type="checkbox"/> SI061- ____ A, B, BK, GY, LA, V, W
600W/VA 120V/AC	Incandescent, Halogen, Magnetic Low-Voltage	Dimmer, Single-Pole & 3-Way, LED with Preset	<input type="checkbox"/> SI06P- ____ A, B, BK, GY, LA, V, W
1000W/VA 120V/AC	Incandescent, Halogen, Magnetic Low-Voltage	Dimmer, Single-Pole & 3-Way, LED with Preset	<input type="checkbox"/> SI10P- ____ A, B, BK, GY, LA, V, W
8A 120V/AC	Fluorescent (Mark 10®, AmbiStar® & Tu-Wire®)	Dimmer, Single-Pole & 3-Way, LED with Preset	<input type="checkbox"/> SF8AP- ____ A, B, BK, GY, LA, V, W
8A 277V/AC	Fluorescent (Mark 10®)	Dimmer, Single-Pole & 3-Way, LED with Preset	<input type="checkbox"/> SF8AP7- ____ A, B, BK, GY, LA, V, W
1.5A/300W 120V/AC	Incandescent Quiet 3-Speed	Dual Dimmer, Single-Pole & Fan Speed Control Combo	<input type="checkbox"/> SDC15- ____ A, B, BK, GY, LA, V, W
1.5A 120V/AC	Quiet 3-Speed	Fan Speed Control, Single-Pole & 3-Way with Preset	<input type="checkbox"/> SFS15P- ____ A, B, BK, GY, LA, V, W
5A 120V/AC	Fully Variable	Fan Speed Control, Single-Pole	<input type="checkbox"/> SFS5- ____ A, B, BK, GY, LA, V, W
5A 120V/AC	Fully Variable	Fan Speed Control, Single-Pole & 3-Way with Preset	<input type="checkbox"/> SFS5P- ____ A, B, BK, GY, LA, V, W

Mark 10 and AmbiStar are registered trademarks of Phillips Advance.
Tu-Wire is a registered trademark of Lutron.

Color Ordering Information

For ordering, include Cat. No. followed by the color code: A (Almond), B (Brown), BK (Black), GY (Gray), LA (Light Almond), V (Ivory), W (White)

TESTING & CODE COMPLIANCE

- cULus Listed to UL1472, file no. E47967
- NOM Certified

MATERIAL CHARACTERISTICS

- Environmental: Flammability meets UL 94 requirements; V2 rated
- Temperature Rating: 0°C to 40°C (32°F to 104°F)

Wallbox Lighting Controls Specification & Performance Data

Project Name:	Prepared By:
Project Number:	Date:
Catalog Number:	Type:



SKYE Dimmers & Fan Controls

Single-Pole & 3-Way
600W/VA, 1000W/VA, 8A, 5A, 1.5A
Incandescent, Halogen, Magnetic Low-Voltage,
Fluorescent, Fan Control

Application

Cooper Wiring Devices' SKYE Dimmers provide full range classic linear-slide dimming for 600 & 1000W/VA incandescent, magnetic low-voltage, and 8A fluorescent lighting. These units are ideal for residential and light commercial applications and are compatible with Cooper Wiring Devices Decorator style devices and wallplates. Preset units feature a preset "ON/OFF" switch that automatically returns controlled light(s) to a preset level without disturbing the brightness level. Fan Speed Controls are also available for both full range and quiet stepped 3 speed applications. The line includes devices that are Single-Pole (one location) and 3-Way (multi-location) along with a locator light on select models.

	Device Type	SKYE Full-Slide Dimmers, SI06, SI10, SF8, SDC, SFS Series
	Wiring Type	Back & side wire
	Testing & Code Compliance	<ul style="list-style-type: none"> cULus Listed to UL1472, file no. E47967 NOM Certified
Specifications: Environmental	Flammability	Meets UL 94 requirements; V2 rated
	Temperature Rating	0°C to 40°C (32°F to 104°F)
Specifications: Electrical	Rating	120V/AC 60 Hz
	Light Intensity Control	Full-range, continuously variable dimming
	Dimming Performance	Square Law Dimming curve
		Solid State Dimming
	Surge Protection	Meets ANSI/IEEE Std. C62.41-1980, tested to withstand voltage surges up to 6000V and current surges of up to 200A without damage
	Radio Frequency Interference	Designed to reduce interference with radio, audio and video equipment
	Power-failure Memory	Light or fan returns to same level prior to power interruption
	Lamp Ratings	Incandescent, Halogen, Magnetic Low-Voltage, Fluorescent
Specifications: Mechanical	Wiring Types	Single-pole & 3-way
	LED Indicators	Load status indicator
	Voltage Ratings	Permanently marked on device
Materials:	Top Housing	Polycarbonate
	Bottom Housing	Polycarbonate
	Strap	Aluminum
	Form Factor	Decorator
	Finish	Gloss

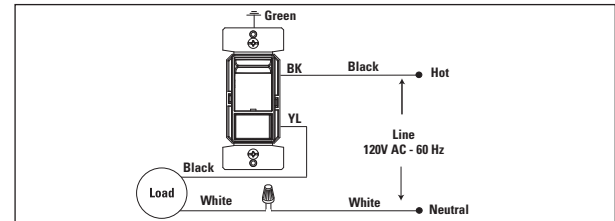
De-Rating Chart	600W Models			1000W Models			Fluorescent Models		
	1-Gang	2-Gang	3-Gang	No Sides Removed	1 Side Removed	2 Sides Removed	No Sides Removed	1 Side Removed	2 Sides Removed
Incandescent	600W max.	500W max.	500W max.	1000W max.	850W max.	650W max.			
Magnetic Low-Voltage	600VA max.	500VA max.	500VA max.	1000VA max.	850VA max.	650VA max.			
Fluorescent							8.3A max.	6.6A max.	5.4A max.

Specifications subject to change without notice.

2-LCSKSPSH1-0410

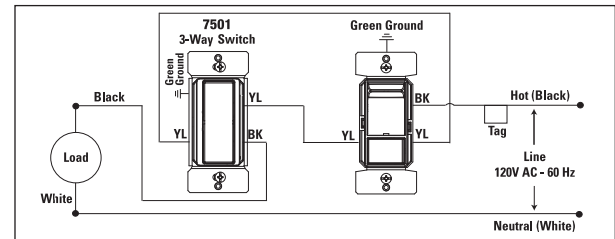
www.cooperwiringdevices.com

Single-Pole Wiring Diagram, INC/MLV & Fan Speed



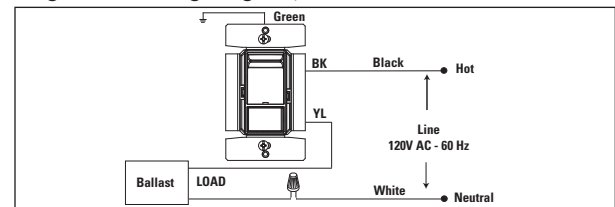
NOTE: Location of terminal screws are color-coded with "BK" or "YL".

3-Way Wiring Diagram, INC/MLV & Fan Speed



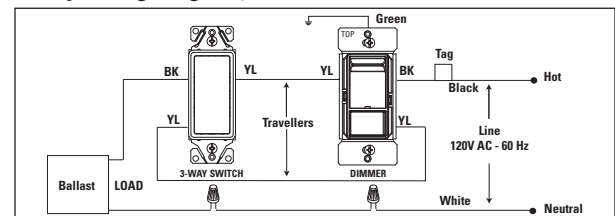
NOTE: 3-way switch must be used at the other location.

Single-Pole Wiring Diagram, Fluorescent



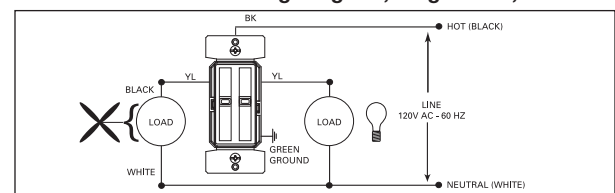
NOTE: Location of terminal screws are color-coded with "BK" or "YL".

3-Way Wiring Diagram, Fluorescent



NOTE: 3-way switch must be used at the other location.

Combo Dimmer/Fan Wiring Diagram, Single-Pole, INC



NOTE: 3-way switch must be used at the other location.