

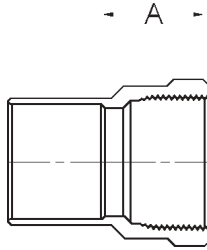


**ADAPTER - FEMALE**

Copper x Female NPT

(Barstock - see page 31)

**Cast Wrot CP3-WP3-**



Mueller: WC-402 wrot  
C-102 cast  
  
Elkhart: 103 wrot  
4703 cast  
  
Nibco: 603 wrot  
703 cast

C x F

Item No.	Nom. Size (in inches)	Box Qty	Mstr Crtn	Net Wt. Approx.	Dim A
WP3-02	1/8	50	1000	.02	7/16
WP3-04	1/4	50	1000	.03	15/32
WP3-06	3/8	50	500	.06	19/32
CP3-08	1/2	50	150	.13	7/8
WP3-08	1/2	50	500	.10	7/8
CP3-12	3/4	25	200	.23	23/32
WP3-12	3/4	25	250	.15	23/32
CP3-16	1	20	150	.32	31/32
WP3-16	1	10	200	.22	31/32
CP3-20	1 1/4	10	100	.43	1 - 3/32
WP3-20	1 1/4	10	100	.31	1 - 3/32
CP3-24	1 1/2	10	50	.45	1 - 5/32
WP3-24	1 1/2	10	100	.34	1 - 5/32
CP3-32	2	5	50	.89	1 - 5/32
WP3-32	2	5	50	.63	1 - 1/4
WP3-40	2 1/2	2	25	.86	1 - 1/4
CP3-48	3	2	5	2.23	1 - 1/2
WP3-48	3	-	5	1.42	1 - 1/2
CP3-56	3 1/2	-	-	4.09	2
CP3-64	4	2	4	4.22	2
CP3-80	5	1	1	9.76	2
CP3-96	6	1	1	9.22	2
WP3-02-04	1/8 X 1/4	50	1000	.05	1/2
WP3-04-02	1/4 X 1/8	50	1000	.02	11/32
WP3-04-06	1/4 X 3/8	50	500	.05	21/32
WP3-06-04	3/8 X 1/4	50	500	.04	15/32
WP3-06-08	3/8 X 1/2	50	500	.08	7/8
WP3-06-12	3/8 X 3/4	25	250	.09	--
WP3-08-04	1/2 X 1/4	50	500	.05	15/32
WP3-08-12	1/2 X 3/4	25	200	.13	29/32
WP3-10-08	5/8 X 1/2	25	250	.07	3/4
WP3-10-12	5/8 X 3/4	25	200	.10	1
WP3-12-08	3/4 X 1/2	25	250	.09	19/32
WP3-12-16	3/4 X 1	10	200	.23	1 - 7/32

**ADAPTER - FEMALE (cont.)**

Copper x Female NPT

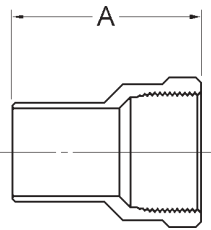
Item No.	Nom. Size (in inches)	Box Qty	Mstr Crtn	Net Wt. Approx.	Dim A
WP3-12-20	3/4 X 1 1/4	10	100	.31	1-7/32
WP3-12-24	3/4 X 1 1/2	10	100	.43	1 - 3/8
WP3-16-08	1 X 1/2	10	100	.23	11/16
WP3-16-12	1 X 3/4	25	250	.15	43/64
WP3-16-20	1 X 1 1/4	10	100	.30	1 - 7/32
WP3-16-24	1 X 1 1/2	10	100	.37	1 - 1/8
CP3-20-08	1 1/4 X 1/2	-	-	.25	1/2
WP3-20-12	1 1/4 x 3/4	10	100	.29	--
WP3-20-16	1 1/4 X 1	10	100	.21	55/64
WP3-20-24	1 1/4 X 1 1/2	10	100	.39	1 - 19/64
WP3-20-32	1 1/4 X 2	5	25	.63	--
CP3-24-12	1 1/2 X 3/4	-	-	.44	--
WP3-24-16	1 1/2 X 1	10	50	.53	--
WP3-24-20	1 1/2 X 1 1/4	10	-	.32	7/8
WP3-24-32	1 1/2 X 2	5	50	.25	1-7/16
WP3-32-16	2 X 1	5	25	.85	--
WP3-32-20	2 X 1 1/4	5	25	.86	--
WP3-32-24	2 X 1 1/2	5	50	.73	1 - 3/16

**ADAPTER - FEMALE STREET**

Fitting x Female NPT

(Barstock - see page 31)

**Cast Wrot CP3-2-WP3-2-**



Mueller: WC-405 wrot  
C-105 cast  
  
Elkhart: 103-2 wrot  
4703-2 cast  
  
Nibco: 603-2 wrot  
703-2 cast

FTG x F

Item No.	Nom. Size (in inches)	Box Qty	Mstr Crtn	Net Wt. Approx.	Dim A
WP3-2-04	1/4	50	1000	.03	29/32
WP3-2-06	3/8	50	1000	.07	1-1/16
WP3-2-08	1/2	50	500	.10	1-3/8
WP3-2-12	3/4	25	250	.12	1-11/16
CP3-2-16	1 cast	20	200	.27	1-31/32
WP3-2-16	1	20	200	.22	1-31/32
CP3-2-20	1 1/4 cast	10	100		2-5/32
WP3-2-20	1 1/4	10	100	.32	2-5/32
WP3-2-24	1 1/2	10	100	.41	2-7/16
WP3-2-32	2	5	50	.63	2-19/32

# PRESSURE FITTINGS Adapters

**CELLO PRODUCTS INC**



1-800-265-7882

## ADAPTER - FEMALE STREET (cont.)

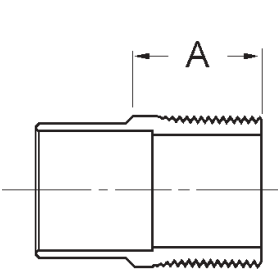
Fitting x Female NPT

Item No.	Nom. Size (in inches)	Box Qty	Mstr Crtn	Net Wt. Approx.	Dim A
WP3-2-40	2 1/2	2	25	.89	
WP3-2-48	3	2	-	1.57	
WP3-2-06-04	3/8 X 1/4	50	50	.03	
WP3-2-08-04	1/2 X 1/4	50	500	.04	1-1/4
WP3-2-08-06	1/2 X 3/8	50	500	.06	1-1/4
WP3-2-08-12	1/2 X 3/4	25	200	.12	1-7/16
CP3-2-12-08	3/4 X 1/2	25	250	.11	1-7/16
WP3-2-16-12	1 X 3/4	25	100	.17	1-7/16

## ADAPTER - MALE

Copper x Male NPT

(Barstock - see page 31)



C x M

<b>Cast Wrot</b>	<b>CP4-WP4-</b>
Mueller:	WC-401 wrot C-101 cast
Elkhart:	104 wrot 4704 cast
Nibco:	604 wrot 704 cast

Item No.	Nom. Size (in inches)	Box Qty	Mstr Crtn	Net Wt. Approx.	Dim A
WP4-02	1/8	50	1000	.02	13/32
WP4-04	1/4	50	500	.04	15/32
WP4-06	3/8	50	500	.05	7/8
CP4-08	1/2	50	500	.11	19/32
WP4-08	1/2	50	500	.07	19/32
CP4-12	3/4	25	250	.13	13/16
WP4-12	3/4	25	250	.12	13/16
CP4-16	1	20	150	.14	27/32
WP4-16	1	20	200	.19	27/32
CP4-20	1 1/4	10	100	.32	1-1/2
WP4-20	1 1/4	10	100	.28	1-1/2
CP4-24	1 1/2	10	100	.47	1-9/16
WP4-24	1 1/2	10	100	.31	1-9/16
CP4-32	2	5	50	.64	7/8
WP4-32	2	10	50	.51	7/8
CP4-40	2 1/2	4	10	1.10	1-1/8
WP4-40	2 1/2	5	10	.90	1-1/8
CP4-48	3	2	5	1.65	1-3/8
WP4-48	3	2	5	1.45	1-3/8
CP4-56	3 1/2	-	-	2.24	2
CP4-64	4	1	8	3.23	2
WP4-64	4	1	4	8.00	2
CP4-80	5	-	-	6.61	-
CP4-96	6	-	-	8.27	-
WP4-02-04	1/8 X 1/4	50	1000	.13	7/16
WP4-02-06	1/8 X 3/8	50	1000	.05	3/4
WP4-04-02	1/4 X 1/8	50	1000	.01	7/8
WP4-04-06	1/4 X 3/8	50	100	.07	5/8
WP4-04-08	1/4 X 1/2	50	200	.07	15/16
WP4-06-04	3/8 X 1/4	50	1000	.04	5/8
WP4-06-08	3/8 X 1/2	25	250	.07	3/4
WP4-06-12	3/8 x 3/4	25	250	.14	1-11/32
WP4-08-04	1/2 X 1/4	25	250	.04	13/16
WP4-08-06	1/2 X 3/8	50	250	.37	1-19/32
WP4-08-12	1/2 X 3/4	25	200	.13	3/4
WP4-08-16	1/2 X 1	10	100	.23	59/64

## ADAPTER - FEMALE DROP EAR

Copper x Female

Cast CP3-5B-



C x F

Mueller:	-- cast
Elkhart:	4703-5 cast
Nibco:	703-5B cast

Item No.	Nom. Size (in inches)	Box Qty	Mstr Crtn	Net Wt. Approx.	Dim A
CP3-5B-08	1/2	25	150	.17	3/4

## ADAPTER - FEMALE HI EAR

Copper x Female

Cast CP3-6-



C x F

Mueller:	--
Elkhart:	4703-5-1 cast
Nibco:	--

Item No.	Nom. Size (in inches)	Box Qty	Mstr Crtn	Net Wt. Approx.	Dim A
CP3-6-08	1/2	25	150	.20	----

CELLO PRODUCTS, INC \* PHONE: (519) 621-9150 \* FAX: (519) 621-4108

## Product Specification:

Cello Products Inc. certifies that it manufactures all its cast brass and wrought copper solder joint fittings to the general specifications outlined in the following industry standards:

<i>Wrought Copper and Copper Alloy Solder Joint Pressure Fittings:</i>	ASME/ANSI Std. B16.22 - 2001
<i>Cast Copper Alloy Solder Joint Pressure Fittings:</i>	ASME/ANSI Std. B16.18 - 2001
<i>Wrought Copper and Wrought Copper Alloy Solder Joint Drainage Fittings -- DWV</i>	ASME/ANSI Std. B16.29 - 2001
<i>Cast Copper Alloy Solder Joint Drainage Fittings:</i>	ASME/ANSI Std. B16.23 - 2002
<i>Bronze Pipe Flanges and Flanged Fittings:</i>	ASME/ANSI Std. B16.24 - 2001
<i>Cast Bronze Threaded Fittings:</i>	ASME/ANSI Std. B16.15 - 1985
<i>Wrought Copper and Copper Alloy Braze - Joint Pressure Fitting</i>	ASME/ANSI Std. B16.50 - 2001
<i>Cast Copper Alloy Pipe Flanges and Flanged Fittings</i>	ASME/ANSI Std. B16.24 - 2001
<i>Wrought Copper LW Solder Joint Pressure Fittings:</i>	MSS SP-104 - 1990
<i>Cast Copper Alloy Flanges and Flanged Fittings Class 125, 150, 300:</i>	MSS SP-106 - 1990

Cello further certifies that the materials used to manufacture these fittings are made in compliance with the following industry standards:

### Tubular Wrought Copper:

*Standard Specification for Seamless Copper Tube:* ASTM B75 Alloy C12200

### Products Made From Sheet:

*Standard Specification for Copper Sheet, Strip, Plate  
and Rolled Bar:* ASTM B152 Alloy C11000

### Cast Products:

*Standard Specification for Copper Alloy Sand Castings for General  
Applications; Federal Specification WW-U-516 for Type III,  
Class A and B Copper Alloy Unions:* ASTM B584 Alloy C84400

The industry standards are: ANSI (American National Standards Institute); ASME (The American Society of Mechanical Engineers); MSS (Manufacturers Standardization Society of the Valve and Fittings Industry Inc.); ASTM (American Society for Testing and Materials).

All Cello Products Inc. wrought copper fittings are NSF 61 registered.

All pressure fittings manufactured by Cello Products Inc. have Canadian Registration Numbers (CRN)

0A4925.5C Pressure pipe fittings

0B4925.5C Flanges

(note - the 5 is needed to designate the first province of registration)

International Quality Standard: Cello Products is certified to ISO 9002 standards through QMI (Quality Management Institute) and will be certified to ISO 9001:2000, by 2004.