




**SAND CLOTH**

**ACCSCLOTH-**



Item No.	Size	Box Qty	Mstr Crtn
ACCSCLOTH-5	1 1/2 X 5 YARDS	50	50
ACCSCLOTH-10	1 1/2 X 10 YARDS	20	20
ACCSCLOTH-25	1 1/2 X 25 YARDS	10	10

**SAND CLOTH**

Open Mesh

**ACMSCLOTH-**



Item No.	Size	Box Qty	Mstr Crtn
ACMSCLOTH-5	1 1/2 x 5 yds	50	50
ACMSCLOTH-10	1 1/2 x 10 yds	50	50

**SUCTION LINE P TRAP**

**Wrot WP37-**



C x C

Mueller: -- wrot  
-- cast  
Elkhart: -- wrot  
-- cast  
Nibco: 698 wrot  
-- cast

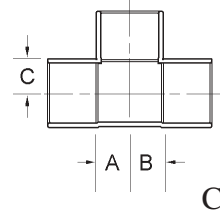
Item No.	Nom. Size (in inches)	Box Qty	Mstr Crtn	Net Wt. Approx.
WP37-08	1/2	5	50	.36
WP37-10	5/8	10	60	.45
WP37-12	3/4	10	60	.63
WP37-16	1	10	10	.91
WP37-20	1-1/4	5	5	1.36
WP37-24	1-1/2	5	5	2.29
WP37-32	2	3	3	3.94

**TEE**

Copper x Copper x Copper

Cast Wrot

CPT-WPT-



C x C x C

Mueller: WT-600 wrot  
T-300 cast  
Elkhart: 111 wrot  
4711 cast  
Nibco: 611 wrot  
711 cast

Item No.	Nom. Size (in inches)	Mstr Crtn	Net Wt. Approx.	Dim A	Dim B	Dim C
WPT-02	1/8	50/1000	.02	1/8	1/8	1/8
WPT-03	3/16 OD	50/500	--	-	-	-
WPT-04	1/4	50/1000	.03	17/64	17/64	1/4
WPT-05	5/16 OD	50/1000	.02	7/32	7/32	9/32
WPT-06	3/8	50/500	.05	5/16	5/16	3/8
WPT-08	1/2	50/500	.06	21/64	21/64	21/64
WPT-10	5/8	25/250	.11	7/16	7/16	1/2
WPT-12	3/4	25/200	.14	1/2	1/2	17/32
WPT-16	1	10/100	.31	21/32	21/32	21/32
WPT-20	1-1/4	5/50	.41	7/8	7/8	25/32
WPT-24	1-1/2	5/50	.56	1-5/32	1-5/32	1-5/32
WPT-32	2	5/25	1.29	1-3/8	1-3/8	1-3/8
WPT-40	2-1/2	1/10	4.18	1-21/32	1-21/32	1-11/16
WPT-48	3	1/10	3.49	1-7/8	1-7/8	1-11/16
WPT-56	3-1/2	1/8	5.29	2-5/32	2-5/32	2-1/4
CPT-64	4 cast	1/1	6.1	2-13/32	2-13/32	2-9/16
WPT-64	4	1/8	7.0	2-13/32	2-13/32	2-9/16
CPT-80	5 cast	1/1	12.03	2-37/64	2-37/64	2-29/32
WPT-80	5	1/1	8.29	2-37/64	2-37/64	2-29/32
CPT-96	6 cast	1/1	13.46	3-1/8	3-1/8	3-11/16
WPT-96	6	1/1	12.08	3-1/8	3-1/8	3-11/16
WPT-99	8	1/1	33.00	4-1/16	4-1/16	4-3/4
WPT-02-02-04	1/8 x 1/8 x 1/4	50/1000	.02	13/32	13/32	1/4
WPT-04-02-04	1/4 x 1/8 x 1/4	50/1000	.03	17/64	13/32	1/4
WPT-04-04-02	1/4 x 1/4 x 1/8	50/1000	.03	13/64	13/64	7/32
WPT-04-04-03	1/4 OD x 3/8 OD	50/500		-	-	-
WPT-04-04-06	1/4 x 1/4 x 3/8	50/500	.05	-	-	-
WPT-05-05-06	5/16OD x 3/8OD	50/500	.02	-	-	-
WPT-06-04-04	3/8 x 1/4 x 1/4	50/500	.05	5/16	15/32	15/32
WPT-06-04-06	3/8 x 1/4 x 3/8	50/500	.05	5/16	15/32	3/8
WPT-06-06-02	3/8 x 3/8 x 1/8	50/500	.05	5/16	5/16	39/64
WPT-06-06-04	3/8 x 3/8 x 1/4	50/500	.04	5/16	5/16	15/32
WPT-06-06-08	3/8 x 3/8 x 1/2	50/500	.07	17/32	17/32	11/32
WPT-08-04-06	1/2 x 1/4 x 3/8	50/500	.06			
WPT-08-06-04	1/2 x 3/8 x 1/4	50/500	.06			
WPT-08-06-06	1/2 x 3/8 x 3/8	50/500	.06	5/16	1/2	13/32
WPT-08-06-08	1/2 x 3/8 x 1/2	50/500	.06	3/8	17/32	11/32
WPT-08-08-02	1/2 x 1/2 x 1/8	50/500	.06	9/32	9/32	1/2

# PRESSURE FITTINGS

## Tee

**CELLO PRODUCTS INC**



1-800-265-7882

### TEE (continued)

Copper x Copper x Copper

Item No.	Nom. Size (in inches)	Mstr Crtn	Net Wt. Approx.	Dim A	Dim B	Dim C
WPT-64-64-40	4 x 4 x 2-1/2	1/8	4.96	1-25/32	1-25/32	2-19/32
WPT-64-64-48	4 x 4 x 3	1/8	5.48	2-1/32	2-1/32	2-1/2
WPT-80-80-16	5 x 5 x 1	1/1	4.39	21/32	21/32	2-7/8
WPT-80-80-32	5 x 5 x 2	1	5.30	1-5/64	1-5/64	2-7/8
CPT-80-80-32	5 x 5 x 2	1		1-5/64	1-5/64	2-7/8
WPT-96-64-64	6 x 4 x 4	1	9.84	2-13/64	4-3/16	3-7/16
WPT-96-96-32	6 x 6 x 2	1	7.85	1-7/32	1-7/32	3-7/16
CPT-96-96-32	6 x 6 x 2	11	7.51	1-7/32	1-7/32	3-7/16
WPT-96-96-40	6 x 6 x 2-1/2	1	7.60	1-7/16	1-7/16	3-7/16
WPT-96-96-48	6 x 6 x 3	1	8.10	1-7/16	1-11/16	3-7/16
WPT-96-96-64	6 x 6 x 4	1	9.84	1-11/16	2-13/64	3-7/16
CPT-96-96-64	6 X 6 X 4	1	16.00	1-11/16	2-13/64	3-7/16

### TEE (continued)

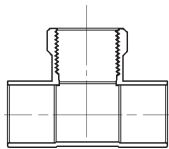
Copper x Copper x Female

Item No.	Nom. Size (in inches)	Box Qty	Mstr Crtn	Net Wt. Approx.
CP12-202012	1-1/4 X 1-1/4 X 3/4	5	25	.54
CP12-202016	1 1/4X1 1/4X1	5	25	.72
CP12-242408	1 1/2X1 1/2X1/2	5	50	.63
CP12-242412	1 1/2 X 1 1/2 X 3/4	5	20	.74
CP12-242416	1 1/2 X 1 1/2 X 1	5	20	.93
CP12-323208	2 X 2 X 1/2	5	25	1.14
CP12-323212	2 X 2 X 3/4	5	25	1.00
CP12-323216	2 X 2 X 1	5	25	1.25

### TEE

Copper x Copper x Female

Cast CP12-



C X C X F

Mueller: -- wrot  
T-312 cast

Elkhart: -- wrot  
4712 cast

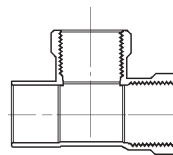
Nibco: -- wrot  
712 cast

Item No.	Nom. Size (in inches)	Box Qty	Mstr Crtn	Net Wt. Approx.
CP12-06	3/8	50	-	.13
CP12-08	1/2	25	250	.18
CP12-12	3/4	25	100	.35
CP12-16	1	5	25	.58
CP12-20	1-1/4	5	25	.87
CP12-24	1-1/2	5	25	.95
CP12-32	2	5	20	2.36
CP12-080804	1/2 X 1/2 X 1/4	25	150	.15
CP12-080806	1/2 X 1/2 X 3/8	25	150	.14
CP12-080812	1/2 X 1/2 X 3/4	25	75	.40
CP12-120808	3/4 X 1/2 X 1/2	25	125	.23
CP12-120812	3/4 X 1/2 X 3/4	25	150	.29
CP12-121206	3/4 X 3/4 X 3/8	25	200	.32
CP12-121208	3/4 X 3/4 X 1/2	25	100	.24
CP12-121216	3/4 X 3/4 X 1	10	100	.50
CP12-161212	1 X 3/4 X 3/4	25	100	.44
CP12-161608	1 X 1 X 1/2	10	100	.36
CP12-161612	1 X 1 X 3/4	10	100	.54
CP12-202008	1-1/4 X 1-1/4 X 1/2	5	50	.42

### TEE

Copper x Female x Female

Cast CP123-



C X F X F

Mueller: -- wrot  
T-304 cast

Elkhart: -- wrot  
-- cast

Nibco: -- wrot  
710-3 cast

Item No.	Nom. Size (in inches)	Box Qty	Mstr Crtn	Net Wt. Approx.
CP123-08	1/2	25	100	.23
CP123-12	3/4	25	100	.45
CP123-081208	1/2 X 3/4 X 1/2	25	100	.33
CP123-121208	3/4 X 3/4 X 1/2	25	100	.38

**CELLO PRODUCTS, INC \* PHONE: (519) 621-9150 \* FAX: (519) 621-4108**

## Product Specification:

Cello Products Inc. certifies that it manufactures all its cast brass and wrought copper solder joint fittings to the general specifications outlined in the following industry standards:

<i>Wrought Copper and Copper Alloy Solder Joint Pressure Fittings:</i>	ASME/ANSI Std. B16.22 - 2001
<i>Cast Copper Alloy Solder Joint Pressure Fittings:</i>	ASME/ANSI Std. B16.18 - 2001
<i>Wrought Copper and Wrought Copper Alloy Solder Joint Drainage Fittings -- DWV</i>	ASME/ANSI Std. B16.29 - 2001
<i>Cast Copper Alloy Solder Joint Drainage Fittings:</i>	ASME/ANSI Std. B16.23 - 2002
<i>Bronze Pipe Flanges and Flanged Fittings:</i>	ASME/ANSI Std. B16.24 - 2001
<i>Cast Bronze Threaded Fittings:</i>	ASME/ANSI Std. B16.15 - 1985
<i>Wrought Copper and Copper Alloy Braze - Joint Pressure Fitting</i>	ASME/ANSI Std. B16.50 - 2001
<i>Cast Copper Alloy Pipe Flanges and Flanged Fittings</i>	ASME/ANSI Std. B16.24 - 2001
<i>Wrought Copper LW Solder Joint Pressure Fittings:</i>	MSS SP-104 - 1990
<i>Cast Copper Alloy Flanges and Flanged Fittings Class 125, 150, 300:</i>	MSS SP-106 - 1990

Cello further certifies that the materials used to manufacture these fittings are made in compliance with the following industry standards:

### Tubular Wrought Copper:

*Standard Specification for Seamless Copper Tube:* ASTM B75 Alloy C12200

### Products Made From Sheet:

*Standard Specification for Copper Sheet, Strip, Plate  
and Rolled Bar:* ASTM B152 Alloy C11000

### Cast Products:

*Standard Specification for Copper Alloy Sand Castings for General  
Applications; Federal Specification WW-U-516 for Type III,  
Class A and B Copper Alloy Unions:* ASTM B584 Alloy C84400

The industry standards are: ANSI (American National Standards Institute); ASME (The American Society of Mechanical Engineers); MSS (Manufacturers Standardization Society of the Valve and Fittings Industry Inc.); ASTM (American Society for Testing and Materials).

All Cello Products Inc. wrought copper fittings are NSF 61 registered.

All pressure fittings manufactured by Cello Products Inc. have Canadian Registration Numbers (CRN)

0A4925.5C Pressure pipe fittings

0B4925.5C Flanges

(note - the 5 is needed to designate the first province of registration)

International Quality Standard: Cello Products is certified to ISO 9002 standards through QMI (Quality Management Institute) and will be certified to ISO 9001:2000, by 2004.