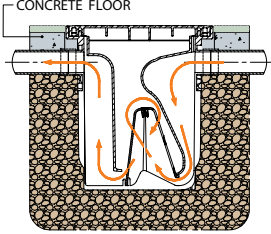


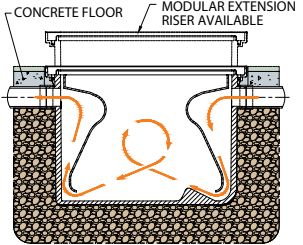
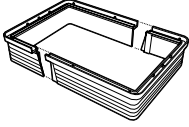
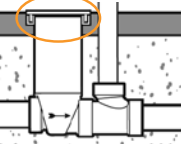




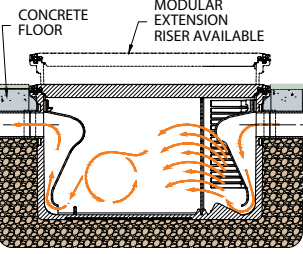
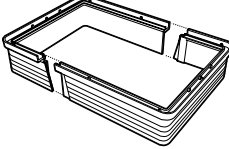
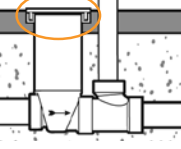


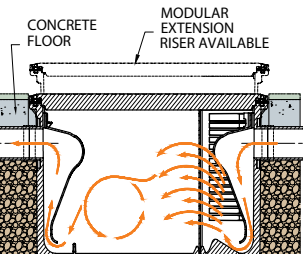
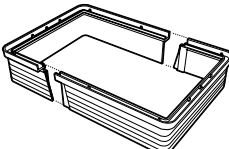
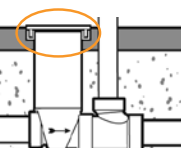




In-Floor	Extension Riser	Flow Control Extension	Standards Conformance	Listings	Thermal Capability	Remarks
 <p>CONCRETE FLOOR</p> <ul style="list-style-type: none"> • Check local codes for acceptance of in-floor installation • Finish to floor level accommodating requisite materials, E.G. Tile, mortar, etc. 	N/A	N/A	 <p>* Excluding 7 GPM</p>	<p>NYC Commonwealth of Massachusetts</p> 	Continuous discharge at 104°C (220°F)	<p>3-Part Master Format Specifications, CAD drawings & BIM drawings available at ARCAT.com</p> <p>Installation Guide available at endurainterceptor.com</p>
 <p>CONCRETE FLOOR MODULAR EXTENSION RISER AVAILABLE</p> <ul style="list-style-type: none"> • Finish to floor level accommodating requisite materials, E.G. Tile, mortar, etc. 	 <p>6" Modular riser</p> <ul style="list-style-type: none"> - Measurement markings - Stackable up to 3 sets (18" Total) - 3920AX6 	 <p>Sleeve kit for 3" model only, allows access to in-floor flow control device</p> <p>Custom length of SDR 35 or SDR 28 sewer pipe to be used for access sleeve</p> <ul style="list-style-type: none"> - 3" 392203W, 6" SDR 35/28 sewer pipe diameter 		<p>NYC Commonwealth of Massachusetts</p> 	Continuous discharge at 104°C (220°F)	<p>3-Part Master Format Specifications, CAD drawings & BIM drawings available at ARCAT.com</p> <p>Installation Guide available at endurainterceptor.com</p>
<p>On-Floor Installation Only</p>	N/A	N/A		<p>NYC Commonwealth of Massachusetts</p> 	Continuous discharge at 104°C (220°F)	<p>3-Part Master Format Specifications, CAD drawings & BIM drawings available at ARCAT.com</p> <p>Installation Guide available at endurainterceptor.com</p>
 <p>CONCRETE FLOOR MODULAR EXTENSION RISER AVAILABLE</p> <ul style="list-style-type: none"> • Finish to floor level accommodating requisite materials, E.G. Tile, mortar, etc. 	 <p>6" Modular riser</p> <ul style="list-style-type: none"> - Measurement markings - Stackable up to 3 sets (18" Total) - 3935AX6 	 <p>Sleeve kit allows access to in-floor flow control device</p> <p>Custom length of SDR 35 or SDR 28 sewer pipe to be used for access sleeve</p> <ul style="list-style-type: none"> - 3" 392203W, 6" SDR 35/28 sewer pipe diameter - 4" 392204W, 8" SDR 35/28 sewer pipe diameter 		<p>NYC Commonwealth of Massachusetts</p> 	Continuous discharge at 104°C (220°F)	<p>3-Part Master Format Specifications, CAD drawings & BIM drawings available at ARCAT.com</p> <p>Installation Guide available at endurainterceptor.com</p>
 <p>CONCRETE FLOOR MODULAR EXTENSION RISER AVAILABLE</p> <ul style="list-style-type: none"> • Finish to floor level accommodating requisite materials, E.G. Tile, mortar, etc. 	 <p>6" Modular riser</p> <ul style="list-style-type: none"> - Measurement markings - Stackable up to 3 sets (18" Total) - 3935AX6 	 <p>Sleeve kit allows access to in-floor flow control device</p> <p>Custom length of SDR 35 or SDR 28 sewer pipe to be used for access sleeve</p> <ul style="list-style-type: none"> - 3" 392203W, 6" SDR 35/28 sewer pipe diameter - 4" 392204W, 8" SDR 35/28 sewer pipe diameter 		<p>NYC Commonwealth of Massachusetts</p> 	Continuous discharge at 104°C (220°F)	<p>3-Part Master Format Specifications, CAD drawings & BIM drawings available at ARCAT.com</p> <p>Installation Guide available at endurainterceptor.com</p>