

Canplas – Molding a Better Future

canplas



Canplas is one of North America's leading producers of plastic products for the building and construction Industries and part of the Aliaxis Group of Companies. Specializing in injection moulded products, Canplas has five decades of expertise and experience in the manufacturing and distribution of plastic plumbing products, processing multiple materials and producing millions of fittings and products on an annual basis.

Endura grease interceptors have demonstrated effective, efficient and consistent performance with over a decade of field installation and operation. Endura is a multi-patented product built to withstand the toughest environments and provides the flexibility of in-floor, on-floor and semi-recessed application. Canplas has been instrumental in changing the traditional practices regarding the installation of grease management solutions, plastic alternatives to metal interceptors being now substantially accepted Nationwide as the new standard for grease management in commercial foodservice applications.

Endura - Overview

Grease Interceptor Series



Endura 7GPM - 10GPM - 15GPM Models

3907A02 - 7GPM (0.44 LPS) 2" (51mm) connection
3910A02 - 10GPM (0.63 LPS) 2" (51mm) connection
3915A02C - 15GPM (0.94 LPS) 2" (51mm) connection

Compact models use a development of the patented Canplas baffle system to enhance separation performance at low flow rates. EZ-Clean tank design – Aids exterior cleaning.



Endura Lo-PRO Grease Interceptor 25GPM Model

3925A02LO 25GPM (1.6 LPS) 2" (51mm) connection

Endura® Lo-PRO for tight on-floor applications where space is at a premium. Same dimensional footprint as 35gpm and 50gpm Endura® models. Overall height 11 inches, still meeting requirements of ASME112.14.3. Internal components can be removed in less than 6" of additional clearance.



Endura 20GPM - 25GPM Models

3920A02 20GPM (1.26 LPS) 2" (51mm) connection
3925A02 25 GPM (1.6 LPS) 2" (51mm) connection
3925A03 25 GPM (1.6 LPS) 3" (76mm) connection

Our original tank, 20-25gpm units are perhaps the most commonly installed product. Both 2" and 3" connections suit on-floor and in-floor application respectively.



Endura 35GPM Models

3935A03 35GPM (2.2 LPS) 3" (76mm) connection
3935A04 35GPM (2.2 LPS) 4" (110 mm) connection

Structured foam molding technology provides rigidity and durability while reducing unit weight. Diffuser baffle aids separation at increased flow rates.



Endura 50GPM Models

3950A03 50 GPM (3.2 LPS) 3" (76 mm) connection
3950A04 50 GPM (3.2 LPS) 4" (110 mm) connection

A tall version of our 35gpm model the 50gpm interceptor uses common parts incorporating all the best features of the Endura product design in a comparatively light weight solution to that of its metal competitors.

Canplas Earth friendly solutions for Grease Management

Canplas is committed to the continuous improvement of our environmental performance and to meeting or exceeding the requirements of all applicable environmental laws and regulations.



Recycling our manufacturing process waste and office waste



Economizing in our use of water and energy to maximize **Energy Efficiency**



Responsible Manufacturing processes that helps protect the environment



Continual Product Design refinement to maximize efficiency while minimizing waste




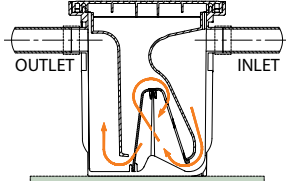



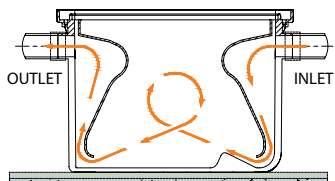
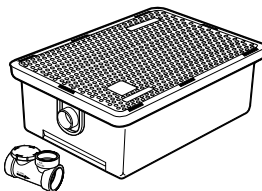


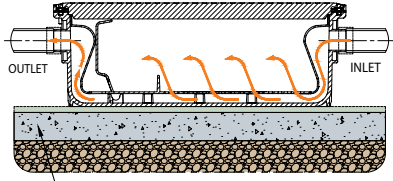
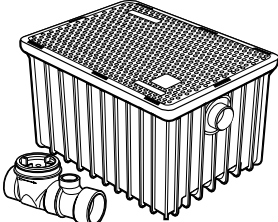


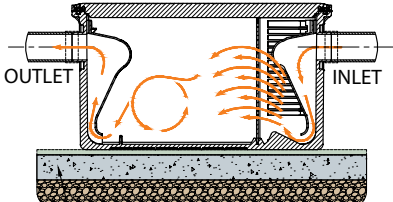



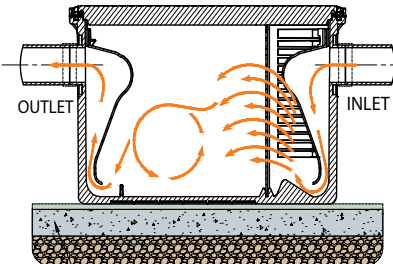
Durability

- Fewer installations and replacements result in lower lifetime costs & less landfill waste.
- Injection molded in engineered thermoplastics, Endura Grease Interceptors will not corrode, chip, or peel, even under the most severe Applications.
- Durability provides consistent operation – no compromise of effectiveness due to deterioration of key parts

Green by Design



- Light-weight grease interceptor units enable smaller carbon footprint and low-emissions transport
- Injection molded thermoplastic requires less energy to produce than metal grease interceptors
- Endura interceptors are manufactured a minimum of 5% recycled material.

Product	Description	Connection Size	Recycled Content	On-Floor
 <p>Endura Compact Grease Interceptor - 7 GPM 3907A02 - 10 GPM 3910A02 - 15 GPM 3915A02C</p>	<ul style="list-style-type: none"> - Compact tank / small footprint - Injection molded in proven engineered thermoplastics for strength and durability - EZ-Open cover latches - Odor lock cover gasket - EZ-Clean exterior tank profile with a non-ribbed section at the lower two inches of the tank - 10 Year Limited Manufacturers Warranty 	<ul style="list-style-type: none"> - 7 GPM 3907A02 - 2" - 10 GPM 3910A02 - 2" - 15 GPM 3915A02C - 2"  <p>Connected using mechanical joint couplings allowing for use of various piping materials.</p>	<p>Minimum of 5%</p> 	 <p>LEVEL, NON-ABSORBENT MATERIAL FOR EVEN SUPPORT OF TANK</p>
 <p>Endura Grease Interceptor - 20 GPM 3920A02 - 25 GPM 3925A02 - 25 GPM 3925A03</p>	<ul style="list-style-type: none"> - Injection molded in proven engineered thermoplastics for strength and durability - EZ-Open cover latches - Odor lock cover gasket - Load rated cover supports up to 440 pounds of pedestrian and light duty traffic - 25gpm with 2" or 3" connections - 10 Year Limited Manufacturers Warranty 	<ul style="list-style-type: none"> - 20 GPM 3920A02 - 2" - 25 GPM 3925A02 - 2" - 25 GPM 3925A03 - 3"  <p>Connected using mechanical joint couplings allowing for use of various piping materials.</p>	<p>Minimum of 5%</p> 	 <p>LEVEL, NON-ABSORBENT MATERIAL FOR EVEN SUPPORT OF TANK</p>
 <p>Endura Low Profile Grease Interceptor - 25 GPM 3925A02LO</p>	<ul style="list-style-type: none"> - 11" in height, ideal for under sink installation - Requires only 6" of clearance for maintenance - Injection molded in proven engineered thermoplastics for strength and durability - EZ-Open cover latches - Odor lock cover gasket - EZ-Clean tank exterior - 10 Year Limited Manufacturers Warranty 	<ul style="list-style-type: none"> - 25 GPM 3925A02LO - 2"  <p>Connected using mechanical joint couplings allowing for use of various piping materials.</p>	<p>Minimum of 5%</p> 	 <p>LEVEL, NON-ABSORBENT MATERIAL FOR EVEN SUPPORT OF TANK</p>
 <p>Endura Grease Interceptor - 35 GPM 3935A03 - 35 GPM 3935A04</p>	<ul style="list-style-type: none"> - Injection molded in proven engineered thermoplastics for strength and durability - EZ-Open cover latches - Odor lock cover gasket - Load rated cover supports up to 440 pounds of pedestrian and light duty traffic - 10 Year Limited Manufacturers Warranty - Supplied with 2 piece flow control 	<ul style="list-style-type: none"> - 35 GPM 3935A03 - 3" - 35 GPM 3935A04 - 4"  <p>Connected using mechanical joint couplings allowing for use of various piping materials.</p>	<p>Minimum of 5%</p> 	 <p>LEVEL, NON-ABSORBENT MATERIAL FOR EVEN SUPPORT OF TANK</p>
 <p>Endura Grease Interceptor - 50 GPM 3950A03 - 50 GPM 3950A04</p>	<ul style="list-style-type: none"> - Injection molded in proven engineered thermoplastics for strength and durability - EZ-Open cover latches - Odor lock cover gasket - Load rated cover supports up to 440 pounds of pedestrian and light duty traffic - 10 Year Limited Manufacturers Warranty - Supplied with 2 piece flow control 	<ul style="list-style-type: none"> - 50 GPM 3950A03 - 3" - 50 GPM 3950A04 - 4"  <p>Connected using mechanical joint couplings allowing for use of various piping materials.</p>	<p>Minimum of 5%</p> 	 <p>LEVEL, NON-ABSORBENT MATERIAL FOR EVEN SUPPORT OF TANK</p>

Dimensions

Endura® 7GPM - 10GPM - 15GPM Models

3907A02 - 7GPM (0.44 LPS)

2" (51mm) connection

3910A02 - 10GPM (0.63 LPS)

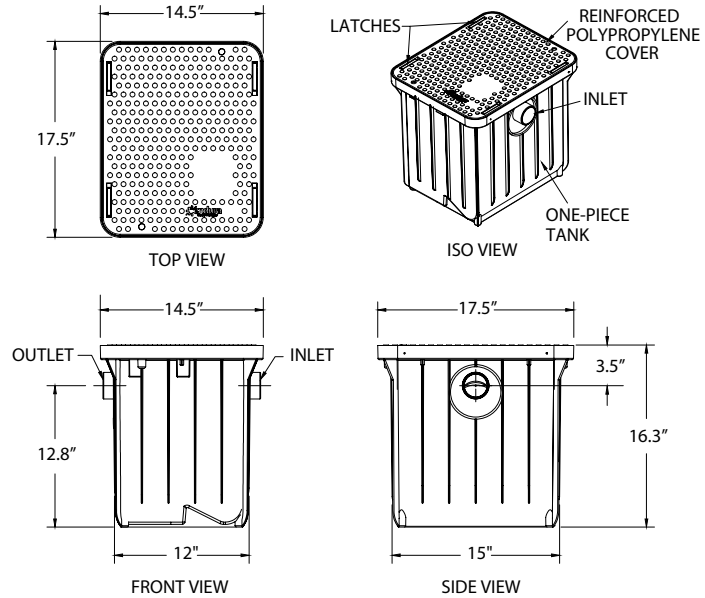
2" (51mm) connection

3915A02C - 15GPM (0.94 LPS)

2" (51mm) connection

Notes:

ACCESSIBLE FLOW CONTROL DEVICE (FCD) IS SUPPLIED FOR INSTALLATION UPSTREAM OF THE GREASE INTERCEPTOR (GI) -2" INLET/OUTLET MODELS



Endura® 20GPM - 25GPM Models

3920A02 20GPM (1.26 LPS)

2" (51mm) connection

3925A02 25 GPM (1.6 LPS)

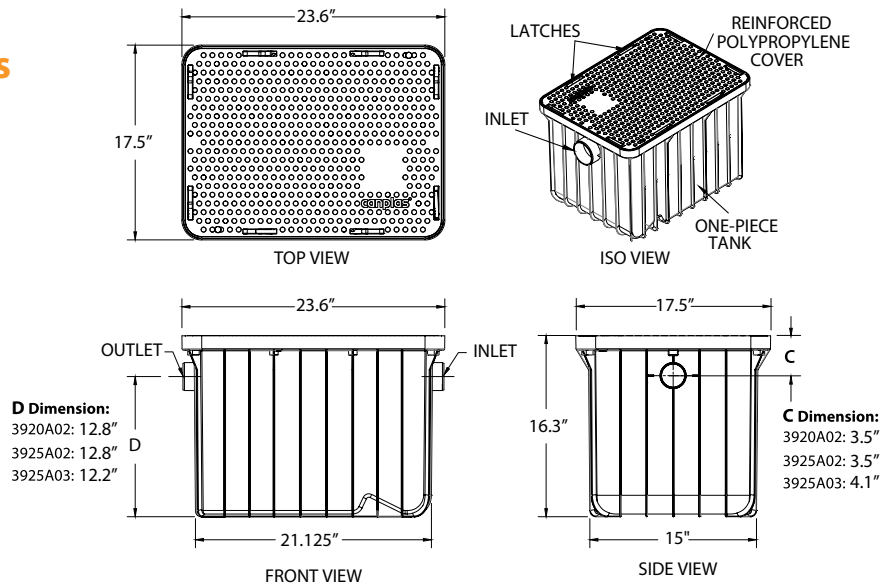
2" (51mm) connection

3925A03 25 GPM (1.6 LPS)

3" (76mm) connection

Notes:

ACCESSIBLE FLOW CONTROL DEVICE (FCD) IS SUPPLIED FOR INSTALLATION UPSTREAM OF THE GREASE INTERCEPTOR (GI) -2" or 3" INLET/OUTLET MODELS



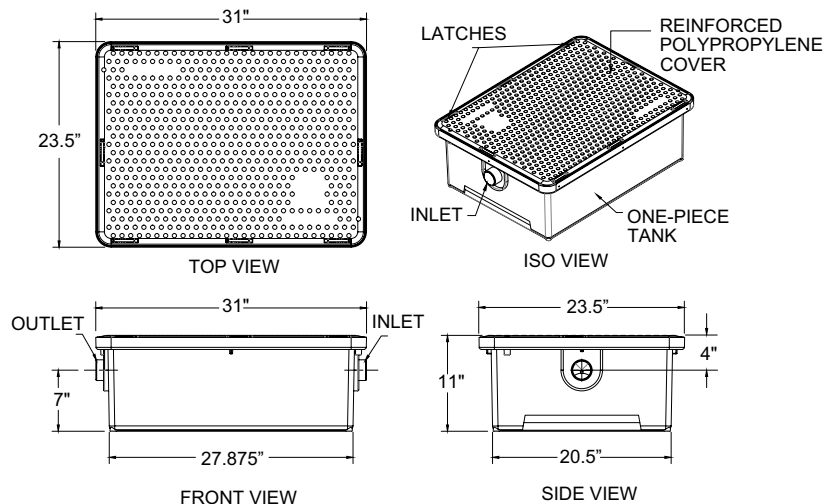
Endura Lo-PRO Grease Interceptor 25GPM Model

3925A02LO 25GPM (1.6 LPS)

2" (51mm) connection

Notes:

ACCESSIBLE FLOW CONTROL DEVICE (FCD) IS SUPPLIED FOR INSTALLATION UPSTREAM OF THE GREASE INTERCEPTOR (GI) -2" INLET/OUTLET MODEL



Technical Specifications

PDI Rating (GPM)	7	10	15	20	25 LO	25	35	50
Capacity - min. (lbs)	14	20	30	40	50	50	70	100
Litres Per Second - (LPS)	0.44	0.63	0.94	1.26	1.6	1.6	2.2	3.2
Capacity - (Kg)	6.35	9.07	13.6	18.1	22.68	22.7	31.8	45.4
Endura Part Number	3907A02	3910A02	3915A02C	3920A02	3925A02LO	3925A02 (2") 3925A03 (3")	3935A03 (3") 3935A04 (4")	3950A03 (3") 3950A04 (4")
Average Efficiency % (ASME A112.14.3)	95.5%	92.5%	92.0%	95.4%	97.1%	92.5%	98.6%	93.9%
Actual Grease Capacity lbs (Kg)	31.95 (14.49)	33.1 (17.28)	34.97 (18.58)	76.4 (34.65)	53.4 (24.22)	* 74 (33.6)	138.5 (62.8)	* 122 (55.3)
Operating Temperature Capabilities	220°F (104°C)	220°F (104°C)	220°F (104°C)	220°F (104°C)	220°F (104°C)	220°F (104°C)	220°F (104°C)	220°F (104°C)
Cover Load Capacity	440 lbs (200 kgs)	440 lbs (200 kgs)	440 lbs (200 kgs)	440 lbs (200 kgs)	440 lbs (200 kgs)	440 lbs (200 kgs)	440 lbs (200 kgs)	440 lbs (200 kgs)
Unit Weight Capacity (Empty)	15.8Lbs (7.17kgs)	15.8Lbs (7.17kgs)	15.8Lbs (7.17kgs)	23 lbs (10.4 kgs)	23.9 lbs (10.85 kgs)	23 lbs (10.4 kgs)	45 lbs (20.4 kgs)	60 lbs (27.2 kgs)
Liquid Capacity	12.96 gal (49.06 L)	12.96 gal (49.06 L)	12.96 gal (49.06 L)	21.6 gal (81.8 L)	18.9 gal (71.54 L)	21.6 gal (81.8 L)	39.4 gal (149.1 L)	52.0 gal (197 L)
Connection size (nominal)	2"	2"	2"	2"	2"	2" (3925A02) 3" (3925A03)	3" (3935A03) 4" (3935A04)	3" (3950A03) 4" (3950A04)

Capacity based PDI G101 minimum requirements for respective GPM rating at ASME A112.14.3 Breakdown. Actual Grease Capacity recorded at Breakdown of ASME A112.14.3 test.

Dimensions - Flow Control Device Assembly



1 Piece Compact Flow Control

Flow Control & Air Intake Combined	
Connection Iron Pipe Size (Solvent weld)	Compact 2" h x h
A	3.94" (100mm)
B	3.44" (87.4mm)
C	-



2 Piece Flow Controls (3" Version Illustrated)

Connection Iron Pipe Size (Solvent weld)	Flow Control Body			Air Intake Tee	
	2" h x h	3" h x h	4" h x h	3" spg x h	4" spg x h
A	3" (76.2mm)	4.23" (107.4mm)	6.13" (155.7mm)	2.67" (67.8mm)	3.19" (81mm)
B	3.84" (97.5mm)	5.93" (151mm)	6.84" (173.7mm)	4.01" (101.9mm)	5.04" (128mm)
C	-	-	-	2.27" (57.7mm)	2.72" (69.1mm)

Installation

Every Canplas interceptor is supplied with full installation and operation instructions. The Installation, Use & Care manual is available for reference at

http://www.canplasplumbing.com/Portals/9/ProductDownloads/3935A-17_Endura_GI_Manual.pdf

Cautions - Before designing your drainage system



WARNING!
DO NOT PRESSURE TEST.
RISK OF SERIOUS INJURY.

As a gravity fed plumbing appurtenance, a grease interceptor MUST be isolated from the drainage system in the event that final drain testing or other system pressure testing is required by the AHJ.



CAUTION

Venting - Grease Interceptors must have a vented waste, sized in accordance with local code requirements for venting interceptors to retain a water seal and prevent siphoning. Most codes dictate that two vents be installed, one upstream and one downstream of the grease interceptor. The upstream vent must not be placed between the air intake and the grease interceptor.



CAUTION

System longer than 8 feet? - If more than 8 feet (2.4 m) of fall exists between appliance outlet and interceptor inlet, a secondary flow control must be installed immediately preceding the grease interceptor to maintain flow velocities in the system. See installation drawing.



CAUTION

Installed under a sink - If installed under a sink or similar obstruction ensure there is sufficient clearance to remove the baffles for cleaning and maintenance. Clearance of 21" for 50 GPM models, 5" for LoProfile model, 15" for all other models. If this is not practical, semi-recessing the tank may be an option.



CAUTION

Floor Drains - Some local jurisdictions require that the interceptor service the floor drains. The floor drain must bypass the flow control to ensure the restriction does not flood the drain. Therefore, the flow control should be installed as close to the fixture as possible or directly preceding the floor drain connection.

Specifications

SPEC NOTE: See www.arcata.com website for Microsoft Word (editable) document.

SPEC NOTE: Canplas LLC and Canplas Industries Ltd. are members of the Aliaxis Group of companies, a global leader of plastic solutions for fluid transport in the field of building materials. The Aliaxis Group provides products for both residential and commercial building markets, in new build and renovation segments, as well as a wide range of solutions for industrial and public utility applications.

SECTION 22 13 23 - GREASE INTERCEPTORS

PART 1 GENERAL

1.1 SECTION INCLUDES

- A. Grease interceptors.

1.2 RELATED SECTIONS

- A. Section 23 05 00 - Common Work Results for HVAC.

1.3 REFERENCES

- A. CAN/CSA-B481.1: Testing and Rating of Grease Interceptors using Lard.

1.4 SUBMITTALS

- A. Submit under provisions of Section 01 30 00 - Administrative Requirements.
- B. Product Data: Manufacturer's data sheets on each product to be used, including:
 - 1. Preparation instructions and recommendations.
 - 2. Storage and handling requirements and recommendations.
 - 3. Installation methods.

1.5 QUALITY ASSURANCE

- A. Manufacturer Qualifications: Minimum 5 years experience manufacturing similar products.
- B. Installer Qualifications: Minimum 2 years experience installing similar products.

1.6 PRE-INSTALLATION MEETINGS

- A. Convene minimum two weeks prior to starting Work of this section.

1.7 DELIVERY, STORAGE, AND HANDLING

- A. Deliver and store products in manufacturer's unopened packaging bearing the brand name and manufacturer's identification until ready for installation.
- B. Handling: Handle materials to avoid damage.

1.8 PROJECT CONDITIONS

- A. Maintain environmental conditions (temperature, humidity, and ventilation) within limits recommended by manufacturer for optimum results. Do not install products under environmental conditions outside manufacturer's recommended limits.

1.9 SEQUENCING

- A. Ensure that products of this section are supplied to affected trades in time to prevent interruption of construction progress.

1.10 WARRANTY

- A. Endura Grease and Solids Management as manufactured by Canplas Industries LLC shall be supported by a 10 year manufacturer's extended warranty.

PART 2 PRODUCTS

2.1 MANUFACTURERS

- A. **Acceptable Manufacturer:** Canplas Industries Ltd.; 500 Veterans Dr. P.O. Box 1800, Barrie, ON, Canada L4M 4V3. ASD. Toll Free Tel: (800) 461-1771. Tel: (705) 726-3361. Fax: (705) 726-2186. Email: canplas@canplas.com Web: <http://www.canplas.com>
- B. **Substitutions:** Not permitted.
- C. Requests for substitutions will be considered in accordance with provisions of Section 01600.

2.2 GREASE MANAGEMENT

- A. Grease and solids management shall be from a single source of Endura Grease Management products manufactured by Canplas Industries Ltd.

2.3 GREASE INTERCEPTORS

- A. **Product: Endura Lo-Pro as manufactured by Canplas Industries Ltd.**
 - 1. **Model No. 3925A02LO.** The interceptor shall be serviced with a minimum of 6 inches (152 mm) of overhead clearance. The unit shall be comprised of engineered thermoplastics to withstand operational temperatures up to 220 degree F (104 degree C) comprising a pedestrian rated cover capable of supporting 440 lb (200 kg) and incorporating an operationally air tight seal. The cover shall also utilize a quick access latching system to functionally retain and secure the cover to the tank, but allow consistent removal and replacement of the cover without operational compromise. Functional elements such as baffles will be made of material that prevents corrosion or deterioration and shall be easily removable for the purposes of maintenance, providing unrestricted upstream and downstream drain access. The grease interceptor shall be certified to the current version of the PDI-G101, ASME A112.14.3 or CSA B481.1 and where locally applicable have UPC listing.
 - a. Flow: 25 US Gallons per Minute (1.6 liter per second).
 - b. Capacity: 50 Pounds (22.68 kg).
 - c. Average Efficiency % (ASME 112.4.3): 97.1%.
 - d. Grease Capacity lbs (Kg) actual: 53.4 (24.22).
 - e. Unit Weight (Empty): 23.9 lb (10.85 kg).
 - f. Liquid Capacity: 18.9 gal (71.54 L).
 - g. Connection size (mechanical): 2 inches (51 mm) (110 mm available on request).