

Part Numbering System

Example:




0	R	1	9	P	X	X	C	1
Stop Type	Outlet Size	Inlet	Options	Compliant	Finish	Packaging		
Iron Pipe Inlet	3/8" OD (1/4" Nom)	1/2" Nominal Copper, Angle	Compression PEX Inlet		Chrome	Individually Boxed		



Handle*

*Drop the 'O' in Stop Type, when using modifier

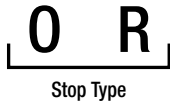
S	Loose Key, Lock Shield	X	Cross
SS	Screw Driver Slot, Lock Shield	XX	Round



Stem*

*Drop the 'O' in Stop Type, when using modifier

T	Stuffing Box
----------	--------------



Stop Type

OCR	Compression Inlet	OR	Iron Pipe Inlet	BRPX	Barbed PEX Inlet
OFCR	Flare Outlet, Compression Inlet	OFR	Flare Outlet, Iron Pipe Inlet	CS	Sweat Extension Inlet
FR	Flare Outlet, Sweat Inlet	R	Sweat Inlet	033	Slip-Joint Outlet
PR	CPVC Inlet	RD	Sweat Outlet x Sweat Inlet		

For Integral Shut-Offs:

R	Iron Pipe or Sweat Inlet
DRS	Screwdriver Slot, Less Lock Shield, Iron Pipe or Sweat Inlet



Outlet Size (same as riser diameter)

0	1/4" OD	4	5/8" OD (1/2" Nom)
1	3/8" OD (1/4" Nom)	8	1/2" Iron Pipe
2	7/16" OD	9	3/8" Iron Pipe
3	1/2" OD (3/8" Nom)		



Inlet Size & Style

0	3/8" Female Iron Pipe, Straight	7	1/2" Female Iron Pipe, Angle
1	3/8" OD Compression (1/4" Nom)	9	1/2" Nominal Copper, Angle
2	1/2" Female Iron Pipe, Straight	A	3/8" Nominal Copper, Straight
4	1/2" Nominal Copper, Straight	B	3/8" Nominal Copper, Angle
5	3/8" Female Iron Pipe, Angle		

For Slip-Joint Outlets:

01	1/2" FIP Inlet, Angle
05	1/2" FIP Inlet, Straight
41	1/2" Nom Comp Inlet, Angle
45	1/2" Nom Comp Inlet, Straight

For Integral Shut-Offs:

83	1/2" FIP x 1/2" MIP, Straight
84	1/2" Nom Sweat x 1/2" MIP, Straight
44	1/2" Nom Sweat x 1/2" Nom Sweat, Straight

For Sweat Extension Inlets:

40	1/2" Nom Sweat x 3/8" OD Comp, Angle
41	1/2" Nom Sweat x 3/8" OD Comp, Straight
47	1/2" Nom Sweat x 1/2" OD Comp, Straight



Options

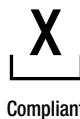
PX	Compression PEX w/Tube Insert
-----------	-------------------------------

For Sweat Extension Inlets:

B	w/Escutcheon
----------	--------------

For Integral Shut-Offs:

AA	w/Check Inlet
M	w/Male Sweat Outlet



Compliant

X	100% Compliant
----------	----------------



Finish

C	Chrome Plated, Trayed
R	Rough/Unplated, Trayed

For Sweat Extension Inlets:

C	Chrome Plated, Boxed
R	Rough/Unplated, Boxed



Packaging

1	Individually Boxed (These stops are highlighted in bold print in this catalog).
----------	--

PART NO.	UPC	DESCRIPTION	FINISH	QTY	LBS
Compression x Compression - Angle					
OCR1BX C	026613150413	3/8" Nom Comp x 3/8" OD Comp	Chrome	60	12.2
OCR3BX C	026613150451	3/8" Nom Comp x 1/2" OD Comp	Chrome	60	14.5
OCR09X C	026613135274	1/2" Nom Comp x 1/4" OD Comp	Chrome	60	12.9
OCR09X C1	026613135298	1/2" Nom Comp x 1/4" OD Comp	Chrome	24	5.3
OCR09X R	026613135267	1/2" Nom Comp x 1/4" OD Comp	Rough	60	14.0
OCR19X C	026613135113	1/2" Nom Comp x 3/8" OD Comp	Chrome	60	13.2
OCR19X C1	026613135786	1/2" Nom Comp x 3/8" OD Comp	Chrome	32	7.2
OCR19X R	026613137445	1/2" Nom Comp x 3/8" OD Comp	Rough	60	14.3
OCR19X R1	026613135762	1/2" Nom Comp x 3/8" OD Comp	Rough	24	5.9
OCR29X C	026613138558	1/2" Nom Comp x 7/16" OD Comp	Chrome	60	14.3
OCR29X C1	026613135984	1/2" Nom Comp x 7/16" OD Comp	Chrome	24	5.9
OCR29X R	026613138602	1/2" Nom Comp x 7/16" OD Comp	Rough	60	15.4
OCR39X C	026613135182	1/2" Nom Comp x 1/2" OD Comp	Chrome	60	15.3
OCR39X C1	026613135212	1/2" Nom Comp x 1/2" OD Comp	Chrome	24	6.3
OCR39X R	026613135205	1/2" Nom Comp x 1/2" OD Comp	Rough	60	16.4
OCR49X C	026613150482	1/2" Nom Comp x 5/8" OD Comp	Chrome	60	18.0



Compression x Compression - Straight

OCR11X C	026613153230	1/4" Nom Comp x 3/8" OD Comp	Chrome	60	13.7
OCR11X C1	026613141954	1/4" Nom Comp x 3/8" OD Comp	Chrome	24	5.6
OCR11X R	026613153247	1/4" Nom Comp x 3/8" OD Comp	Rough	60	14.9
OCR3AX C	026613150437	3/8" Nom Comp x 1/2" OD Comp	Chrome	60	16.4
OCR14X C	026613136981	1/2" Nom Comp x 3/8" OD Comp	Chrome	60	16.0
OCR14X C1	026613135977	1/2" Nom Comp x 3/8" OD Comp	Chrome	32	8.7
OCR14X R	026613138084	1/2" Nom Comp x 3/8" OD Comp	Rough	60	17.1
OCR14X R1	026613136004	1/2" Nom Comp x 3/8" OD Comp	Rough	24	7.0
OCR34X C	026613138428	1/2" Nom Comp x 1/2" OD Comp	Chrome	60	17.3
OCR34X C1	026613135946	1/2" Nom Comp x 1/2" OD Comp	Chrome	24	7.1
OCR34X R	026613138435	1/2" Nom Comp x 1/2" OD Comp	Rough	60	18.4



Compression PEX x Compression - Angle

OCR19PXX C	026613139661	1/2" Nom Comp x 3/8" OD Comp With Tube insert	Chrome	60	13.6
OCR19PXX R	026613153353	1/2" Nom Comp x 3/8" OD Comp With Tube insert	Rough	60	13.6



Compression PEX x Compression - Straight

OCR14PXX C	026613150321	1/2" Nom Comp x 3/8" OD Comp With Tube insert	Chrome	60	16.3
------------	--------------	---	--------	----	------



Compression x Slip-Joint - Angle

03341X C	026613138671	1/2" Nom Comp x 7/16" & 1/2" Slip-Joint	Chrome	60	16.8
03341X C1	026613135878	1/2" Nom Comp x 7/16" & 1/2" Slip-Joint	Chrome	24	6.8
03341X R	026613138749	1/2" Nom Comp x 7/16" & 1/2" Slip-Joint	Rough	60	17.9



■ Denotes best selling Multi-Turn Supply Stops.