

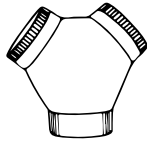
ADAPTERS

Model FY6

- 6" x 6" x 6" Y adapter

Model FY86

- 8" x 6" x 6" Y adapter



DAMPERS

Model 97 Damper*

- 7" spring-loaded, in-line damper

Model BP87 Damper*

- 7" vertical discharge damper

DUCTING

Model 406 Round Duct

- 6" round duct
- 2' galvanized section



Model 407 Round Duct*

- 7" round duct
- 2' galvanized section

Model 410 Round Duct*

- 10" round duct
- 2' galvanized section

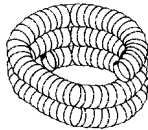
Model 889 Duct

- 3 3/4" x 10" duct
- 2' galvanized sections



Models DT4C & DT6C Non-Insulated Flexible Duct

- 4" (DT4C) or 6" (DT6C) round
- DT4C is a 4-pack
- 25' standard length



Models DT4W, DT6W & 804DU Insulated Flexible Duct

- 4" (DT4W & 804DU) or 6" (DT6W) round
- 25' standard length



DUCTING KITS

Model RVK1A*

Flexible Roof Ducting Kit

- Includes Model 636 Roof Cap
- 4" diameter metal duct connector
- 2 duct clamps
- 4" to 3" reducer
- 8' of 4" flexible aluminum ducting



Model WVK2A*

Flexible Wall Ducting Kit

- Includes white polymeric wall cap
- 4" diameter metal duct connector
- 2 duct clamps
- 4" to 3" reducer
- 5' of 4" flexible aluminum ducting



ELBOWS

Model 415 Adjustable Elbow

- Fits 7" round duct



Model 418 Adjustable Elbow

- Fits 10" round duct

Model 419 Adjustable Elbow

- Fits 6" round duct

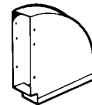
Model 428 Vertical Elbow

- Fits 3 3/4" x 10" duct



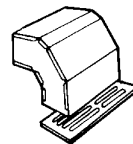
Model 429 Horizontal Elbow

- Fits 3 3/4" x 10" duct




Model 430 Short Eave Elbow

- For 3 3/4" x 10" duct
- Includes backdraft damper and grille (black)
- Only recommended for fans with more than 160 CFM



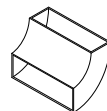
Model 431 Long Eave Elbow

- For 3 3/4" x 10" duct
- Includes backdraft damper and grille (black)
- Only recommended for fans with more than 160 CFM



Model 839 Elbow

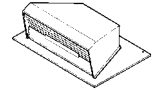
- 90° turn
- For use with 3 3/4" x 10" duct



ROOF CAPS

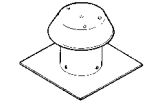
Model 437 10" Round*

- High-capacity design up to 1200 CFM
- Built-in bird screen
- Steel housing, black electrically bonded epoxy finish



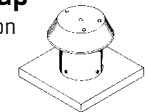
Model 611 Roof Cap*

- For flat roof installation
- Aluminum natural finish
- For up to 8" round duct



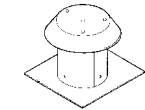
Model 611CM Roof Cap*

- For curb mount installation
- Other features same as Model 611



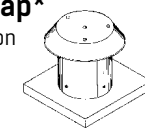
Model 612 Roof Cap*

- For flat roof installation
- Aluminum natural finish
- For up to 12" round duct



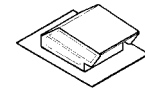
Model 612CM Roof Cap*

- For curb mount installation
- Other features same as Model 612



Model 634 Roof Cap*

- For 3 3/4" x 10" or up to 8" round duct
- Black
- Backdraft damper and birdscreen

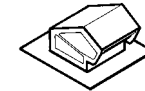


Model 634M Roof Cap*

- Same as Model 634 except for 6" round duct

Model 636 Roof Cap*

- For 3" or 4" round duct
- Built-in backdraft damper and bird screen
- Steel baked black enamel finish

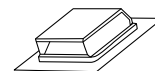


Model 636AL Roof Cap*

- Same as Model 636, except aluminum natural finish

Model 644 Roof Cap*

- Same as Model 634, except for aluminum natural finish



*Not for use with dryers