

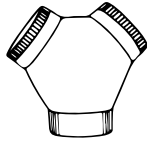
## ADAPTERS

### Model FY6

- 6" x 6" x 6" Y adapter

### Model FY86

- 8" x 6" x 6" Y adapter



## DAMPERS

### Model 97 Damper

- 7" spring-loaded, in-line damper

### Model BP87 Damper

- 7" vertical discharge damper

## DUCTING

### Model 406 Round Duct

- 6" round duct
- 2' galvanized section

### Model 407 Round Duct

- 7" round duct
- 2' galvanized section

### Model 410 Round Duct

- 10" round duct
- 2' galvanized section

### Model 889 Duct



- 3 3/4" x 10" duct
- 2' galvanized sections

### Models DT4C & DT6C Non-Insulated Flexible Duct

- 4" (DT4C) or 6" (DT6C) round
- DT4C is a 4-pack
- 25' standard length

### Models DT4W, DT6W & 804DU Insulated Flexible Duct

- 4" (DT4W & 804DU) or 6" (DT6W) round
- 25' standard length



## DUCTING KITS

### Model RVK1A\*

#### Flexible Roof Ducting Kit

- Includes Model 636 Roof Cap
- 4" diameter metal duct connector
- 2 duct clamps
- 4" to 3" reducer
- 8' of 4" flexible aluminum ducting



### Model WVK2A\*

#### Flexible Wall Ducting Kit

- Includes white polymeric wall cap
- 4" diameter metal duct connector
- 2 duct clamps
- 4" to 3" reducer
- 5' of 4" flexible aluminum ducting



## ELBOWS

### Model 415 Adjustable Elbow

- Fits 7" round duct



### Model 418 Adjustable Elbow

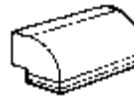
- Fits 10" round duct

### Model 419 Adjustable Elbow

- Fits 6" round duct

### Model 428 Vertical Elbow

- Fits 3 3/4" x 10" duct



### Model 429 Horizontal Elbow

- Fits 3 3/4" x 10" duct



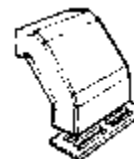
### Model 430 Short Eave Elbow

- For 3 3/4" x 10" duct
- Includes backdraft damper and grille (black)
- Only recommended for fans with more than 160 CFM



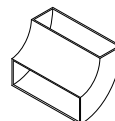
### Model 431 Long Eave Elbow

- For 3 3/4" x 10" duct
- Includes backdraft damper and grille (black)
- Only recommended for fans with more than 160 CFM



### Model 839 Elbow

- 90° turn
- For use with 3 3/4" x 10" duct



## FILTERS

### Model 834 Filter

- For 8" fans

### Model 854 Filter

- Aluminum mesh grease filter
- For 10" fans

### Model 99010042 Aluminum Filter

- Fits Utility Ventilator Models 503, 503MG, 505, 505MG, 509, 509MG, 509S and 509SMG



### Model 99010271 Aluminum Filter

- Fits Utility Ventilator Models 12C, 12CMG, 502, 502MG, 504, 504MG, 508, 508MG, 510, 510MG, 511 and 511MG

## METAL GRILLE KIT

### Model 97011308

- Steel baked white enamel finish
- Fits fan Models 670, 671, 676, 684, 688 and 689
- Grille size is 10 3/4" square

## ROOF CAPS

### Model 437\* 10" Round

- High-capacity design up to 1200 CFM
- Backdraft damper and built-in bird screen
- Steel housing, black electrically bonded epoxy finish



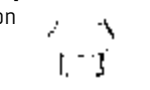
### Model 611 Roof Cap\*

- For flat roof installation
- Aluminum natural finish
- For up to 8" round duct



### Model 611CM Roof Cap\*

- For curb mount installation
- Other features same as Model 611



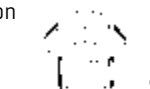
### Model 612 Roof Cap\*

- For flat roof installation
- Aluminum natural finish
- For up to 12" round duct



### Model 612CM Roof Cap\*

- For curb mount installation
- Other features same as Model 612



### Model 634 Roof Cap\*

- For 3 3/4" x 10" or up to 8" round duct
- Black
- Backdraft damper and birdscreen



## ROOF CAPS CONTINUED

### Model 634M Roof Cap\*

- Same as Model 634 except for 6" round duct

### Model 636 Roof Cap\*

- For 3" or 4" round duct
- Built-in backdraft damper and bird screen
- Steel baked black enamel finish

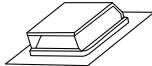


### Model 636AL Roof Cap\*

- Same as Model 636, except aluminum natural finish

### Model 644 Roof Cap\*

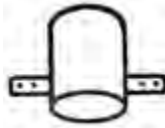
- Same as Model 634, except for aluminum natural finish



## SLEEVES

### Model CVLD4

- 4" sleeve with damper



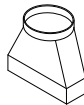
### Model CVLD6

- 6" sleeve with damper

## TRANSITIONS

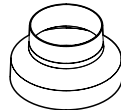
### Model 886 Transition

- Converts 7" round to 3 3/4" x 10" duct



### Model 475 Transition

- Converts 6" round duct to 4" round duct reducer
- Available in 6 Pack (475B)



### Model 413 Transition

- Converts 3 3/4" x 10" duct to 8" round duct



## WALL CAPS

### Model 613 Wall Cap\*

- For 12" round duct
- Built-in backdraft damper and bird screen
- Aluminum natural finish



### Model 639 Wall Cap\*

- For 3 3/4" x 10" duct
- Spring-loaded backdraft damper
- Built-in bird screen
- Steel baked black enamel finish



### Model 649 Wall Cap\*

- Same as Model 639, except aluminum natural finish

### Model 641 Wall Cap\*

- For 6" round duct
- Built-in backdraft damper and bird screen
- Aluminum natural finish
- Model 647 for 7" Round duct



### Model 647 Wall Cap\*

- For 7" round duct
- Other features same as Model 641



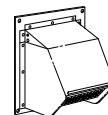
### Model 649 Wall Cap\*

- Same as Model 639, except aluminum natural finish



### Model 843BL Wall Cap\*

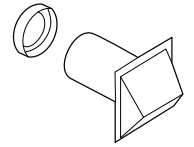
- For 6" round duct
- Built-in backdraft damper and bird screen
- Black finish



## WALL CAPS CONTINUED

### Models 885AL and 885BL Wall Cap\*

- For 3" or 4" round duct
- 4" to 3" transition included
- Aluminum natural finish (885AL) and steel black enamel finish (885BL)
- Standard package—6 to a carton
- Built-in bird screen and damper



### Model 642

- For 4" round duct
- Aluminum natural finish
- 4 to a carton

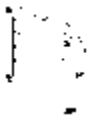
### Model 643 Wall Cap\*

- For 8" round duct
- Aluminum natural finish
- Backdraft damper, no birdscreen



### Model 646 Louvered Wall\* Cap for 6" Round Duct

- Single pack
- White polymeric



### Model WC650 Wall Cap\*

- For 4" round duct
- White polymeric
- 4 to a carton

