

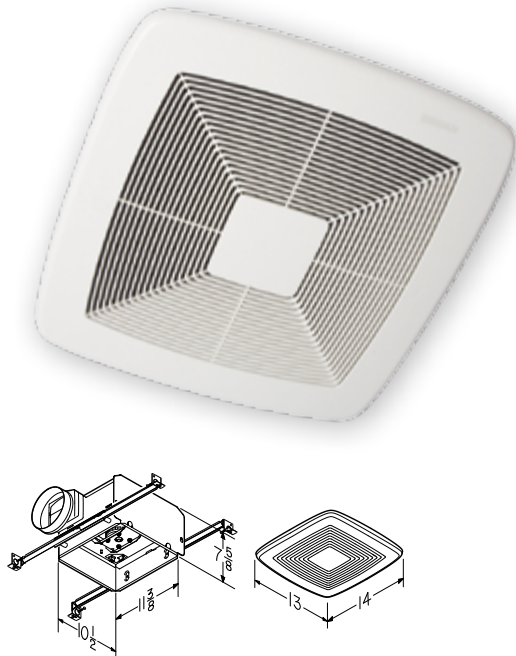
QT Series™ — Fans

Broan QT Series™ Bath Fans. A bath fan needn't call attention to itself, especially when you don't want it to overpower the design of your bath or powder room. More important, it shouldn't call attention to itself when it's working. So we developed the QT Series™ to provide very relaxing ventilation. With an energy efficient option, it simply does its job quietly, in every sense of the word.


QTXE, QTRE and QTR Fan Features

- Very quiet operation <0.3 to 1.5 sones
- 50 CFM to 150 CFM
- QTXE features 6" ducting for superior performance
- QTRE and QTR models feature 4" ducting
- QTRE and QTXE models are ENERGY STAR® qualified
- HVI Certified
- QTXE, QTRE and Housing Project Packs include hanger bar system for fast, flexible installation for all types of construction
- Motor engineered for continuous operation
- UL Listed for use over bathtub or shower when connected to a GFCI protected branch circuit
- Fits 2" x 8" ceiling construction
- Radiation damper Model RDFQF available separately

QTXE Models




Model	CFM	Sones	ENERGY STAR®	Bath Sq. Ft.	Ducting
QTXE050	50	<0.3	Yes	45	6"▲
QTXE080	80	0.3	Yes	75	6"▲
QTXE110	110	0.7	Yes	100	6"▲
QTXE150	150	1.4	Yes	140	6"▲

 ENERGY STAR® fans use 65% less energy, on average, than standard models and may qualify for local utility rebates.
▲ See page 54 for 6" ducting (DT6W) product specifications.
+ Only available in project packs.



QTRE & QTR Models




QTRE080C2S QT Select Air™ ventilation fan

Many rooms in the home can benefit from extra ventilation—not just the bathroom. Kitchens, laundry rooms, media rooms and closets are just a few examples. Now you can provide these rooms with extremely quiet ventilation at a more continuous lower level or in a boost mode whenever needed.

- 80 CFM at 0.8 Sones in boost mode
- 40 CFM at <0.3 Sones in normal mode
- ENERGY STAR® qualified
- 4" ducting
- HVI certified

Model	CFM	Sones	ENERGY STAR®	Bath Sq. Ft.	Ducting
QTRE080C2S	80/40	0.8/<0.3	Yes	75	4"
QTRE080	80	0.8	Yes	75	4"
QTRE110	110	1.3	Yes	100	4"
QTR050**	50	0.4	—	45	4"
QTR080*	80	1.0	—	75	4"
QTR110*	110	1.5	—	100	4"

 ENERGY STAR® fans use 65% less energy, on average, than standard models and may qualify for local utility rebates.
▲ See page 54 for 6" ducting (DT6W) product specifications.
+ Only available in project packs.



* No radiation damper available.

Specifications

Fans

Model	Page	CFM	Sones, HVI-certified	Baths up to () Sq Ft	ENERGY STAR*	Duct Size"	Housing Dims			Grille Dims		Grille finish	Amps
							L"	W"	H"	L"	W"		
80RDF**	30	80	2.5	75	—	4	8	8¼	5¾	10¼	10¼	White Acrylic Metal	0.6
110RDF**	30	110	4.0	105	—	4	8	8¼	5¾	10¼	10¼	White Acrylic Metal	0.6
670	29	50	3.5	45	—	3	7¼	7½	3%	9	9%	White Polymeric	0.8
671	29	70	6.0	65	—	3	7¼	7½	3%	9	9%	White Polymeric	1.2
676	29	110	4.0	100	—	4	8	8¼	5%	10%	11%	White Polymeric	1.3
682	31	—	—	—	—	Duct-free	7%	7%	3%	8%	8%	White Polymeric	1.0
684	29	80	2.5	75	—	4	8	8¼	5%	10%	11%	White Polymeric	0.5
688	29	50	4.0	45	—	3	7¼	7½	3%	9	9%	White Polymeric	0.9
689	29	60	5.5	55	—	3	7¼	7½	3%	9	9%	White Polymeric	1.5
690*	31	60	3.0	55	—	—	—	—	—	9%	11%	White Polymeric	1.5
770	28	50	1.5	45	Yes	4	8	8¼	5%	10%	11%	White Polymeric	0.2
784	28	80	2.0	75	Yes	4	8	8¼	5%	10%	11%	White Polymeric	0.5
HD50	30	50	1.5	45	Yes	4	8	8¼	5%	10%	10%	White Painted Metal	0.4
HD50RDF**	30	50	1.5	45	Yes	4	8	8¼	5%	10¼	10¼	White Acrylic Metal	0.4
HD80	30	80	2.5	75	—	4	8	8¼	5%	10%	10%	White Painted Metal	0.6
HD80RDF**	30	80	2.5	75	—	4	8	8¼	5¾	10¼	10¼	White Acrylic Metal	0.6
LP80	28	80	1.0	75	Yes	4 / 3	11%	10%	4	13	14	White Polymeric	0.3
SPK110	34	110	1.0	75	Yes	4	11%	10%	7¾	13	14	White Polymeric	0.9
SSQTXE080	24	80	—	—	Yes	—	11%	10%	7¾	—	—	—	—
SSQTXE110	24	110	—	—	Yes	—	11%	10%	7¾	—	—	—	—
QTXE050	20	50	<0.3	45	Yes	6	11%	10%	7%	13	14	White Polymeric	0.3
QTXE080	20	80	0.3	75	Yes	6	11%	10%	7%	13	14	White Polymeric	0.4
QTXE110	20	110	0.7	100	Yes	6	11%	10%	7%	13	14	White Polymeric	0.3
QTXE110S	22	110	0.7	100	Yes	6	11%	10%	7%	12¼	13¾	White Polymeric	0.3
QTXE150	20	150	1.4	140	Yes	6	11%	10%	7%	13	14	White Polymeric	0.5
QTRE100S	22	100	1.5	90	Yes	4	11%	10½	7%	12¼	13¾	White Polymeric	0.3
QTRE080	20	80	0.8	75	Yes	4	11%	10%	7%	13	14	White Polymeric	0.4
QTRE080C2S	20	80/40	0.8/<0.3	75	Yes	4	11%	10%	7%	13	14	White Polymeric	0.3
QTRE080R	23	80	0.8	75	Yes	4	11%	10%	7%	13	14	White Polymeric	0.3
QTRE110	20	110	1.3	100	Yes	4	11%	10½	7%	13	14	White Polymeric	0.3
QTR080	20	80	1.0	75	—	4	11%	10%	7%	13	14	White Polymeric	0.7
QTR110	20	110	1.5	100	—	4	11%	10%	7%	13	14	White Polymeric	0.9
RB80	15	80	<0.3	—	Yes	4	11%	10%	7%	13	14	White Polymeric	0.3
RB110	15	110	0.6	—	Yes	4	11%	10%	7%	13	14	White Polymeric	0.9
XB50	17	50	<0.3	45	Yes	6 / 4	10%	11%	7%	13	14	White Polymeric	0.1
XB80	17	80	<0.3	75	Yes	6 / 4	10%	11%	7%	13	14	White Polymeric	0.1
XB110	17	110	<0.3	100	Yes	6	10%	11%	7%	13	14	White Polymeric	0.2
XB110H	17	110	<0.3	100	Yes	6	10%	11%	7%	13%	14	White Polymeric	0.2
ZB80	17	80	<0.3	75	Yes	6 / 4	10%	11%	7%	13	14	White Polymeric	0.1
ZB80M	17	80	<0.3	75	Yes	6 / 4	10%	11%	7%	13%	14	White Polymeric	0.1
ZB110	17	110	<0.3	100	Yes	6	10%	11%	7%	13%	14	White Polymeric	0.2
ZB110H	17	110	<0.3	100	Yes	6	10%	11%	7%	13%	14	White Polymeric	0.2
ZB110M	17	110	<0.3	100	Yes	6	10%	11%	7%	13%	14	White Polymeric	0.2

Radiation Dampers can be found on page 30. *Replacement grille and motor kit. **Model RDH fan housing only sold separately for radiation dampers/fans.

Utility Fans

Model	Page	CFM	Sones	Housing Dimensions			Grille Dimensions		Amps	Duct Size
				L"	W"	H"	L"	W"		
12C	39	360	8.0	—	11½ Sq	—	13½ Sq	1.7	Direct Discharge	
502	38	270	8.0	16"	13"	3"	13½ Sq	1.7	3¼" x 10"	
503	38	160	5.0	14	12	3¼	11½ Sq	1.5	3¼" x 10"	
504	39	350	6.5	—	10¼ Rd	7	13½ Sq	1.7	10"	
505	39	180	6.5	—	8¼ Rd	7	11½ Sq	1.5	8"	
506	38	470	8.0	—	10¼ Rd	—	13½ Sq	1.7	Direct Discharge	
507	38	250	7.0	—	8¼ Rd	—	11½ Sq	1.5	Direct Discharge	
508	39	270	6.0	—	10¼ Rd	—	13½ Sq	1.7	Direct Discharge	
509	39	180	6.5	—	8¼ Rd	—	13½ Sq	1.5	Direct Discharge	
509S	39	180	6.5	—	8¼ Rd	—	13½ Sq	1.5	Direct Discharge	
510	38	380	6.5	—	11½ Sq	—	13½ Sq	1.7	Room to room wall fan	
511	38	180	4.5	—	11½ Sq	—	13½ Sq	0.9	Room to room wall fan	
512	39	90	3.5	—	6 Rd	—	8 Dia	0.7	Room to room wall fan	
512M	39	70	3.5	—	6 Rd	—	8 Dia	0.7	Direct Discharge	
673	39	60	4.5	—	6¼ Rd	5¼	8 Dia	1.0	6"	

*Not for use with dryers.