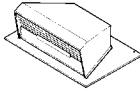


Ducting Accessories

Roof Caps

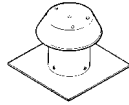
Model 437

- High-capacity design up to 1200 CFM
- Built-in bird screen
- Steel housing, black electrically bonded epoxy finish



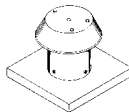
Model 611 Roof Cap

- For flat roof installation
- Aluminum natural finish
- For up to 8" round duct



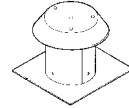
Model 611CM Roof Cap

- For curb mount installation
- Other features same as Model 611



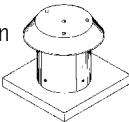
Model 612 Roof Cap

- For flat roof installation
- Aluminum natural finish
- For up to 12" round duct



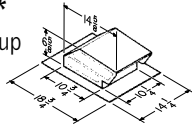
Model 612CM Roof Cap

- For curb mount installation
- Other features same as Model 612



Model 634 Roof Cap*

- For 3-1/4" x 10" or up to 8" round duct
- Built-in backdraft damper and bird screen
- Steel baked black enamel finish

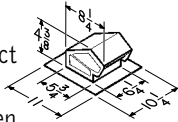


Model 634M Roof Cap*

- Same as Model 634 except for 6" round duct

Model 636 Roof Cap*

- For 3" or 4" round duct
- Built-in backdraft damper and bird screen
- Steel baked black enamel finish

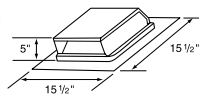


Model 636AL Roof Cap

- Same as Model 636, except aluminum natural finish

Model 644 Roof Cap

- Same as Model 634, except for aluminum natural finish



Ducting

Model 401 Duct

- 3-1/4" x 10" duct
- 2' galvanized section



Ducting Continued

Model 406 Round Duct

- 6" round duct
- 2' galvanized section



Model 407 Round Duct

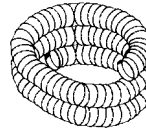
- 7" round duct
- 2' galvanized section

Model 410 Round Duct

- 10" round duct
- 2' galvanized section

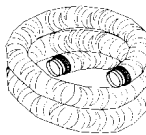
Models DT4C, DT6C Non-Insulated Flexible Duct

- 4" (DT4C) or 6" (DT6C) round
- DT4C is a 4-pack
- 25' standard length



Models DT4W, DT6W Insulated Flexible Duct

- 4" (DT4W) or 6" (DT6W) round
- 25' standard length



Transitions

Model 475 Transition

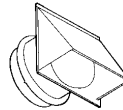
- Converts 6" round duct to 4" round duct
- Not for use with ULTRA™ Models
- Available in 6 Pack (475B)



Wall Caps

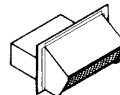
Model 613 Wall Cap*

- For 12" round duct
- Built-in backdraft damper and bird screen
- Aluminum natural finish



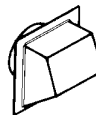
Model 639 Wall Cap*

- For 3-1/4" x 10" duct
- Spring-loaded backdraft damper
- Built-in bird screen
- Steel baked black enamel finish



Model 641 Wall Cap*

- For 6" round duct
- Built-in backdraft damper and bird screen
- Aluminum natural finish
- Model 647 for 7" Round duct



Model 647 Wall Cap

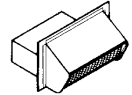
- For 7" round duct
- Other features same as Model 641



Wall Caps Continued

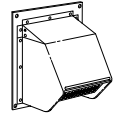
Model 649 Wall Cap

- Same as Model 639, except aluminum natural finish



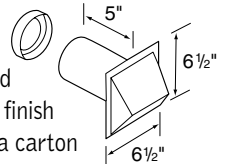
Model 843BL*

- For 6" round duct
- Built-in backdraft damper and bird screen
- Black finish



Model 885BL Wall Cap*

- For 3" or 4" round duct
- 4" to 3" transition included
- Steel baked black enamel finish
- Standard package—6 to a carton
- Built-in bird screen and damper

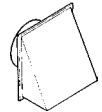


Model 885AL Wall Cap*

- For 3" or 4" round duct
- 4" to 3" transition included
- Aluminum natural finish
- Standard package—4 to a carton
- Built in bird screen and damper

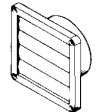
Model 643 Wall Cap

- For 8" round duct
- Aluminum natural finish



Model 645 Louvered

- Wall Cap for 3" Round Duct
- White polymeric
- 6 to a carton



Model 646 Louvered Wall Cap for 6" Round Duct

- Single pack
- White polymeric

Model WC650 Wall Cap

- For 4" round duct
- White polymeric
- 4 to a carton

