



Broan Elite EW58

Inspiring traditional European design.
This wonderful design is executed to meet today's needs so that everyone can achieve their dream.



Make-Up Air
Damper
Models MD6T,
MD8T



Model BCR1

An optional remote control with magnetic base enables operation of blower speed, lighting and delay-off feature from across the room.



Broan Elite EW56

Elegant European curved glass design that is both beautiful and functional.
The airy design is a stunning focal point that complements its surrounding perfectly.



Make-Up Air
Damper
Models MD6T,
MD8T



Model BCR1

An optional remote control with magnetic base enables operation of blower speed, lighting and delay-off feature from across the room.



Broan Elite RM53000



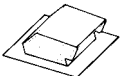



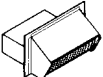
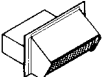














Rangemaster

Contemporary lines for a one-of-a-kind kitchen.
Clean lines complement the contemporary kitchen or boldly contrast the flowing styles of more traditional settings.













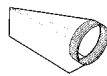
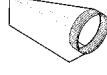





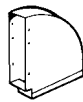













Make-Up Air
Damper
Models MD6TU,
MD8TU

Ducting Installation Accessories

Stock No.	
	35 Wall Hanging Kit—for mounting hoods to wall when not hung from overhead cabinets. Designed for use with 88,000 46,000 42,000 41,000 40,000 series.
	332KR Rough-In Kit, 10" round duct.
	634 Paintable roof cap with backdraft damper and bird screen; 3¼" x 10" or up to 8" round duct. Black finish.
	644 Aluminum roof cap with backdraft damper and bird screen; 3¼" x 10" or up to 8" round duct. Natural finish.
	437 High-capacity roof cap—up to 1200 CFM exhaust.
	612 Aluminum roof cap for flat roofs, 10" round duct.
	639 Paintable wall cap with backdraft damper and bird screen; 3¼" x 10" duct. Black finish.
	WC638 Paintable wall cap with backdraft damper and bird screen; 3¼" x 14" duct. Black finish.
	649 Aluminum wall cap with backdraft damper and bird screen; 3¼" x 10" duct. Natural finish.
	641 Aluminum wall cap for 6" round duct, with backdraft damper and bird screen.
	641AF Aluminum fresh air inlet wall cap for 6" round duct.
	647 Aluminum wall cap for 7" round duct, with damper and bird screen.
	643 Aluminum wall cap; 8" round duct with damper.
	643FA Aluminum fresh air inlet wall cap for 8" round duct.
	441 Wall cap with gravity damper; 13⅞" sq. fits 10" round duct.
	457K Horizontal twin duet kit, for direct horizontal discharge of RM326H Internal blower.
	P85 5" vertical discharge damper.
	BP87 7" vertical discharge damper.
	BP87Q 7" round discharge damper.
	97 7" spring-loaded, In-Line damper.
	438 8" round section with In-Line damper.
	421 10" vertical discharge In-Line damper.

HCK44 (10-pack) Electric cord connections kit
SHCK44 (Single-pack) Electric cord connections kit

Stock No.	
	411 3¼" x 10" to 6" round transition.
	412H 3¼" x 10" to 7" round transition.
	T460 3¼" x 14" to 7" round transition.
	413 3¼" x 10" to 8" round transition.
	459 3¼" x 14" to 8" round transition.
	T462 3¼" x 14" to 6" round transition.
	T461 3¼" x 14" to 3¼" x 10" transition.
	414 8" to 10" expander.
	T487 8" to 7" reducer.
	423 Vertical transition; 4½" x 18½" to 10" round.
	424 Rear transition; 4½" x 18½" to 10" round.
	427 Thin wall horizontal transition; 4½" x 18½" to 10" round.
	453 Horizontal left transition; 4½" x 18½" to 10" round (right-end boot).
	454 Horizontal right transition; 4½" x 18½" to 10" round (left-end boot).
	889 3¼" x 10" duct; 2' section.
	406 6" round duct; 2' section.
	407 7" round duct; 2' section.
	410 10" round duct; 2' section.
	428 3¼" x 10" vertical elbow.
	429 3¼" x 10" horizontal elbow.
	430 Short eave elbow for 3¼" x 10" duct with backdraft damper and grill.
	431 Long eave elbow for 3¼" x 10" duct with backdraft damper and grill.
	419 6" adjustable elbow (individual).
	415 7" adjustable elbow (carton of four).
	418 10" adjustable elbow (individual).
	MD6S 6" Slave Make-Up Air Damper.
	MD8S 8" Slave Make-Up Air Damper.
	MD6T 6" Broan Make-Up Air Damper.
	MD8T 8" Broan Make-Up Air Damper.
	MD6TU 6" Universal Make-Up Air Damper.
	MD8TU 8" Universal Make-Up Air Damper.