

# SMOKE & CO COMBO ALARM

PHOTOELECTRIC

CAT. **SC7010B**



OptiPath 360™  
Technology

## ELECTROCHEMICAL CO SENSOR

Most accurate technology available for detecting carbon monoxide as compared to other sensing technologies.

## PHOTOELECTRIC

Photoelectric technology is generally more sensitive at detecting large particles, which tend to be produced in greater amounts by smoldering fires.

## END OF LIFE SIGNAL

Provides audible notice when alarm needs to be replaced.

## SPREAD SPECTRUM HORN TONE

Easier for elderly with normal age related hearing loss to hear the horn.

## OPTIPATH 360 TECHNOLOGY™

Provides 360 degrees of direct access to the smoke sensing chamber.



# BRK®

**THE PROFESSIONAL STANDARD**

**120V AC, 60Hz Wire-in  
with 3V (two 1.5V AA) Battery Backup**

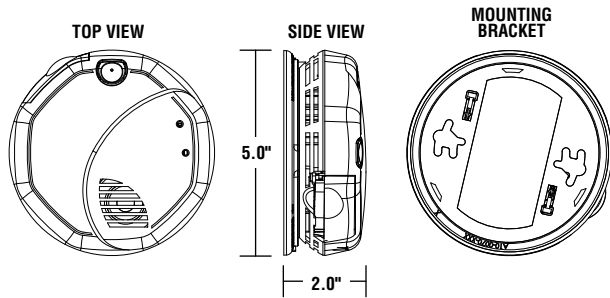
Description:

The BRK Model No. SC7010B is a wire-in, 120V AC 60Hz single and/or multiple station combination smoke and carbon monoxide alarm specifically designed for residential and institutional applications including sleeping rooms of hospitals, hotels, motels, dormitories and other multi-family dwellings as defined in standard NFPA 101. Model SC7010B complies with UL217 and UL2034, CSFM, NFPA 72 and NFPA 720, HUD, FHA and other agencies that model their codes after the above agencies. It meets building codes where AC/DC photoelectric smoke and carbon monoxide alarms are required.

The BRK SC7010B is a state-of-the-art hardwired with battery backup smoke/CO combo alarm that features a photoelectric smoke sensing chamber, an electrochemical CO sensor and an End of Life signal. The Spread Spectrum Horn Tone has a lower and varying frequency that makes it easier for the elderly with normal age related hearing loss to hear the horn. This alarm features two latching features and two silence features. Alarm Latch: Easily identifies initiating alarm even after alarm condition has subsided. Low Battery Latch: Identifies which unit is in low battery condition by blinking the green power light. Low Battery Silence: Temporarily silence the low battery chirp for up to eight hours. Alarm Silence: Silence alarm for several minutes. Other features include an 85dB horn, single button test/silence, an easy access battery drawer and dust cover. OptiPath 360 Technology: Exclusive patented technology provides 360 degrees of direct access to the smoke sensor. Two locking features are provided to prevent battery theft and/or theft of the unit. Connection to AC power is made with a Quick-Connect wiring harness. Installation is quick, easy and cost effective.



# CAT. SC7010B



## ARCHITECTURAL AND ENGINEERING SPEC

The combination smoke and carbon monoxide alarm shall be a BRK Model SC7010B and shall provide at a minimum the following features and functions:

1. A photoelectric smoke sensing chamber and an electrochemical CO sensor.
2. Powered by 120V AC, 60Hz and have a monitored battery backup and a solid state piezo horn rated at 85dB at 10 ft. and shall be capable of self restoring. The horn shall have a lower and varying horn frequency to make it easier for the elderly with normal age related hearing loss to better hear the horn.
3. The unit shall have an "End of Life" signal. This signal should be capable of temporarily being silenced for up to 2 days. After about 2 days, the signal will resume. After about 2-3 weeks the signal cannot be silenced.
4. A visual power-on indicator to confirm unit is receiving AC power or has switched to battery backup mode. Separate LED 's to indicate a smoke or CO alarm.
5. The CO sensor is adjusted not to detect CO levels below 30 PPM and will not alarm when exposed to constant levels of 30 PPM for 30 days. It will alarm at the following levels: 400 PPM CO between 4 and 15 minutes, 150 PPM CO between 10 and 50 minutes and 70 PPM CO between 60 and 240 minutes.
6. Two Latching features: Alarm Latch to easily identify initiating alarm after alarm condition has subsided. Low battery latch: to visually identify which unit is in low battery condition. Two Silence Features: Alarm Silence to temporarily silence nuisance alarms. Low Battery Silence to silence low battery chirp for up to 8 hours.
7. Two Locking features - tamper resistant locking pins that lock battery drawer and/or alarm to mounting bracket.
8. The unit shall be capable of operating between 40°F (4°C) and 100°F (38°C) and relative humidity between 10% and 95%.
9. The unit shall have a plug in connector and be capable of interconnection of up to 18 alarms, 12 of which can be smoke alarms.
10. The unit shall at a minimum meet the requirements of UL217 and UL2034, CSFM, NFPA 72 and 720 and the ICC.

## TECHNICAL SPECS

Alarm Dimensions:	5.0" dia x 2.0"H
Weight:	9.3 oz
Operating Voltage:	120V AC 60Hz with two 1.5V AA battery backup
Operating Current:	.05 amps (standby/alarm)
Temperature Range:	40°F (4°C) to 100°F (38°C)
Humidity Range:	10% to 95% relative humidity (RH)
Audio Alarm:	85dB at 10 feet
Test/Silence:	Electronically simulates smoke or carbon monoxide condition, causing the unit to alarm Press and hold test/silence button
Alarm Reset:	Automatic when smoke and/or CO clears
Interconnections:	Up to 18 units of First Alert or BRK Smoke, CO and Heat Alarms. Maximum of 12 smoke alarms. See user's manual for details.
Smoke Sensor:	Photoelectric
CO Sensor:	Electrochemical
Indicator Lights/Sounds:	AC Power: Constant Green LED DC Power: Intermittent Green LED Local Alarm: Red LED flashes Remote Alarm: Red LED off Alarm Latch: Red LED flashes every 5 seconds after local alarm stops Low Battery Latch: "Power" LED flashes green on for 2 seconds, off for 2 seconds.
Listing:	Listed to UL217 and UL2034 Standards

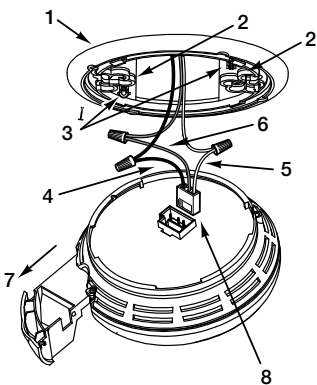
## SHIPPING SPECS:

Individual Carton Dimensions	5.13"L x 2.38"W x 5.13"H
Weight	0.74 lbs.
Cube	0.04 ft3
UPC	0 29054 00228 0
Master Carton Dimensions	10.75"L x 7.88"W x 11.06"H
Master Pack	12
Weight	9.4 lbs.
Cube:	0.54 ft3
I2of5:	100 29054 00228 7
Pallet Information	
Cases per Layer	22
Number of Layers:	4
Cases per Pallet:	88
Units per pallet:	1,056
Cube:	54.0 ft3
Weight:	892 lbs.

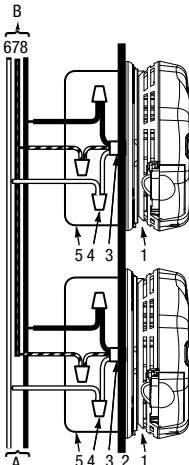
## INSTALLATION OF ALARM

Installation of this smoke alarm must conform to all local electrical codes and Article 760 of the National Electrical Code (NFPA 70) and NFPA 72. Interconnected units must meet the following requirements: wire to be #18 gauge or larger and be rated at least 300V. It is recommended that all units be on the same fuse or circuit breaker. If local codes do not permit, be sure the neutral wire is common to both phases.

### THE PARTS OF THIS SMOKE ALARM



1. Mounting bracket
2. Mounting Slots
3. Locking Pins
4. Hot (Black) AC Wire
5. Neutral (White) AC Wire
6. Interconnect (Orange) Wire
7. Pull-out Battery Drawer
8. Quick-Connect Plug




A. Unswitched 120VAC 60 Hz source  
B. To additional units; Maximum = 18 total (Maximum 12 Smoke Alarms)

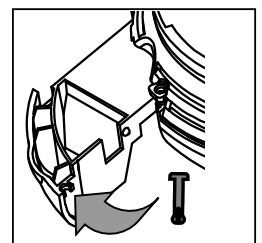
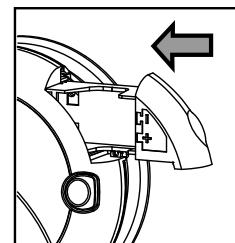
1. Smoke Alarm
2. Ceiling or Wall
3. Power Connector
4. Wire Nut
5. Junction Box
6. Neutral Wire (White)
7. Interconnect Wire (Orange)
8. Hot Wire (Black)

## BATTERY DRAWER LOCK

Remove Pin from Mounting Bracket



Close Door. Insert Pin in Holes through alarm and Battery Drawer



**BRK**<sup>®</sup>  
THE PROFESSIONAL STANDARD  
brkelectronics.com

©2012 BRK Brands, Inc. a Jarden Corporation  
Company (NYSE: JAH)  
3901 Liberty Street Road  
Aurora, IL 60504-8122  
All rights reserved

First Alert is a registered trademark of the First Alert Trust  
BRK is a registered trademark of BRK Brands, Inc.  
CM3077