

SMOKE ALARM

HEARING IMPAIRED

CAT. **100S**



DUAL IONIZATION

Dual Ionization sensing chamber. Generally more effective at detecting small particles produced by flaming fires.

177 CANDELA XENON STROBE

Powerful 177 candela xenon strobe light provides effective visual warning to hearing impaired residents

1 HZ FLASH RATE

60 flashes per minute meets ADA, ANSI 117.1, NFPA 72 and UL1971 requirements for visual signal devices



BRK®

THE PROFESSIONAL STANDARD

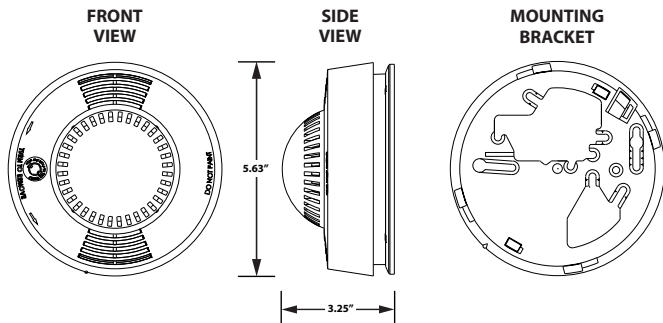
120V AC, 60Hz Wire-in

Description:

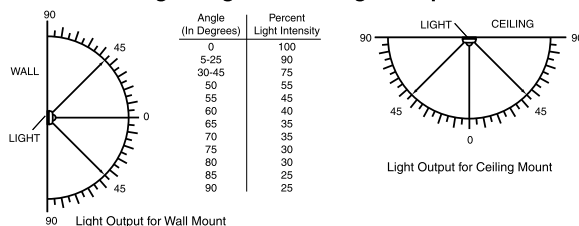
BRK Model 100S is a single and/or multiple station smoke alarm with integrated strobe light specifically designed for residential and institutional applications including sleeping rooms of hospitals, hotels, motels, dormitories, and other multifamily dwellings as defined in standard NFPA 101. Model 100S has been fully tested and complies with Americans with Disabilities Act (ADA), Underwriters Laboratories, Inc. Single and Multiple Station Smoke Alarms UL217, Underwriters Laboratories, Inc. Signaling Devices for the Hearing Impaired UL1971, CSFM, NFPA 72, and NFPA 101 and with model building codes published by the ICC.

BRK Model 100S is designed to give reliable early warning of fire by providing a visual and audible alarm when the unit senses smoke from fire. The 177 candela Xenon strobe meets UL 1971 requirements and flashes an average of 60 times a minute. The unit also features an 85dB piezoelectric horn. The 100S operates on 120V AC and features a red LED that signals the unit is receiving power. The unit features an Ionization sensing chamber which operates on the ionization principle, a generally more effective method of detecting smoke from flaming fires. A manual test feature checks all detector functions simulating a smoke condition, causing the unit to alarm. Interconnectable with up to 18 devices, of which 12 can be smoke alarms. During an alarm, the alarm feature automatically identifies which unit initiated an alarm. The red LED indicators remain off on all other interconnected units. Model 100S was designed with quick and easy installation in mind. Designed to cover most drywall cut-outs, the specially designed mounting bracket mounts on any electrical box up to 4" octagonal and does not require screw removal. A foam gasket is provided to protect the sensing chamber from drafts in the electrical box. Connection to AC power is made with a "Quick-Connect" wiring harness.





UL1971 Signaling Devices Light Dispersion Chart



ARCHITECTURAL AND ENGINEERING SPEC

1. A 177 candela Xenon strobe.
2. A dual ionization sensing chamber.
3. The unit shall be capable of self-restoring.
4. A fully screened sensing chamber to prevent entrance of small insects thereby reducing probability of unwanted alarms.
5. The smoke alarm shall be powered by 120V AC.
6. A visual LED (red) power-on indicator to confirm the unit is receiving AC power.
7. A manual test button to check all detector functions by simulating a smoke condition, causing the unit to alarm.
8. A solid state piezo alarm horn rated at 85dB at 10ft.
9. The unit shall be capable of operating between 40°F and 100°F (4-38°C) and relative humidity of 10% and 90%.
10. The unit shall mount to any standard electrical box up to 4" octagonal without screw removal and shall be listed for ceiling or wall mounting.
11. The unit shall have a gasket to prevent the intrusion of outside air that might otherwise infiltrate the unit and clear smoke from the sensing chamber.
12. The unit shall have a plug-in connector and be capable of interconnection up to 18 multiple station alarms per NFPA72. In multiple station alarm configurations, the unit sensing smoke will identify itself as well as send a signal to sound an alarm to all other units connected in series.
13. The unit shall at a minimum meet the requirements of UL217, UL1971, ADA, ANSI 117.1, CSFM, NFPA 72, NFPA 101 and the ICC.

TECHNICAL SPECS:

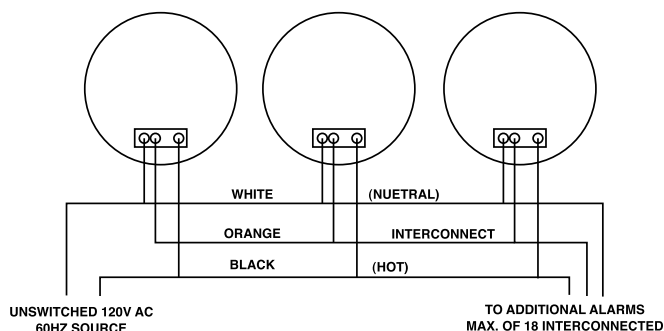
Alarm Dimensions:	5.63 Dia x 3.25"H
Weight:	10 oz.
Operating Voltage:	120V AC
Operating Current:	.05 amps (standby/alarm)
Temperature Range:	40°F (4°C) to 100°F (38°C)
Humidity Range:	10% to 95% relative humidity (RH)
Audio Alarm:	85dB at 10 feet
Test:	Electronically simulates smoke conditions, causing the unit to alarm.
Alarm Reset:	Automatic when smoke clears
Interconnections:	Up to 18 units with smoke, heat, CO alarms and relays. Maximum of 12 smoke alarms (see user's manual).
Smoke Sensor:	Dual Ionization
Indicator Lights:	
AC Power:	Constant Red Light
Local Alarm:	Red LED flashes rapidly
Remote Alarm:	Red LED off
Listing	To UL 217 and UL 1971 Standards

SHIPPING SPECS:

Individual Carton Dimensions:	5.81"L x 3.75"W x 6.25"H
Weight:	1.25 lbs.
Cube:	.08 ft³
UPC:	0 29054 50100 4
Master Carton Dimensions:	12.13"L x 6.38"W x 7.13"H
Master Pack:	3
Weight:	3.74 lbs
Cube:	.32 ft³
I2of5:	100 29054 50100 1
Pallet Information:	
Cases per Layer:	21
Number of Layers:	6
Cases per Pallet:	126
Cube:	47.0 ft³
Weight:	536 lbs.

INSTALLATION OF ALARM

Installation of this integrated strobe light and smoke alarm must conform to all local electrical codes and Article 760 of the National Electrical Code (NFPA 70) and NFPA 72. Interconnected units must meet the following requirements: Total length of wire interconnecting units should be less than 1000 feet, be #18 gauge or larger and be rated at least 300V. It is recommended that all units be on the same fuse or circuit breaker. If local codes do not permit, be sure the neutral wire is common to both phases. Only those BRK® user's manual catalog numbers listed in the user's manual may be connected to these smoke alarms.



©2008 BRK Brands, Inc.
A Jarden Corporation company (NYSE: JAH)
3901 Liberty Street Road Aurora IL 60504-8122
All rights reserved.

BRK® is a registered trademark of BRK Brands, Inc.
CM2814