

# Siding Solutions from Arlington!

## New and Retro Siding Box Kits

pages **6-9**

## One-Piece Fixture Box

page **8**

## Retro Siding Box Kits

pages **10-12**

## MEGA Siding Plates

page **13**

**8081**  
Flangeless, w/ vertical box opening  
*For standard light fixtures/devices*

**8081F**  
With flanges, vertical box opening  
*For standard light fixtures/devices*

**8081DBL**  
Double height, flangeless, w/ vertical box opening  
*For large light fixtures*

**8081FDBL**  
Double height, with flanges, vertical box opening  
*For large light fixtures*

**8082F**  
With flanges, vertical box opening  
*For fixtures/devices*

**8091F**  
With flanges, deep vertical box opening  
*For GFCIs, large devices, fixtures w/ ballast*

**8091FDBL**  
Siding box kit w/ MEGA mounting plate  
*For extra large fixtures, coach lamps*

**8141F**  
One-piece fixture box  
*For light fixtures and receptacles*

**8131**  
Kit with built-in electrical box  
*For mounting standard fixtures on 1/4, 5/16" siding*

**8141**  
Kit with built-in electrical box  
*For mounting standard fixtures on 1/2" siding*

**8141DBL**  
Kit with built-in electrical box  
*For mounting standard fixtures on 1/2" double siding*

**8151**  
Kit with built-in electrical box  
*For mounting standard fixtures on 5/8" siding*

**8161**  
Kit with built-in electrical box  
*For mounting standard fixtures on flat siding*

**8171**  
Kit with built-in electrical box  
*For mounting standard fixtures on dutch lap siding*

**8100LP**  
Oversized mounting cover converts Arlington's standard siding boxes for larger surface mounting  
*For large fixtures*

**8100MLP**  
Super MEGA siding plate converts Arlington's standard siding boxes for larger surface mounting  
*For extra large fixtures or coach lamps*

Flat	1/4", 5/16"	1/2"	5/8"	Dutch Lap
------	-------------	------	------	-----------

•	•	•	•	•
---	---	---	---	---

•	•	•	•	•
---	---	---	---	---

•	•	•	•	•
---	---	---	---	---

•	•	•	•	•
---	---	---	---	---

•	•			
---	---	--	--	--

•	•	•	•	•
---	---	---	---	---

•	•	•	•	•
---	---	---	---	---

•	•	•	•	•
---	---	---	---	---

•				
---	--	--	--	--

	•			
--	---	--	--	--

	•			
--	---	--	--	--

			•	
--	--	--	---	--

•				
---	--	--	--	--

				•
--	--	--	--	---



## 8131, 8141, 8151, and 8171 Siding Installation



**1** Select location for light fixture and caulk opening around cable.



**2** Remove knockout from electrical box and insert cable connector. Push cable through connector and position mounting block onto siding.



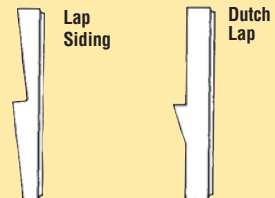
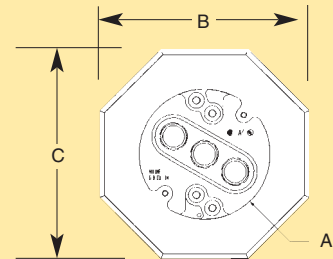
**3** Secure mounting block with provided screws. Install fixture.

**Easily converts to an Oversized fixture see MEGA Siding Plate on page 13!**

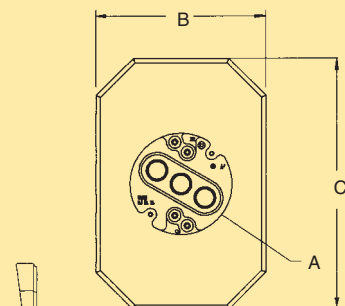
Catalog Number	UPC/DCI/NAED MFG #01 8997	Siding Type	Std Pkg	Dim A*	Dim B*	Dim C*
8131	08131	1/4" & 5/16" Lap	10	4" Diameter x 1/2" Deep	6.625"	6.625"
8141	10751	1/2" Lap	10	4" Diameter x 1/2" Deep	6.625"	6.625"
8141DBL	54524	1/2" Double	10	4" Diameter x 1/2" Deep	6.625"	10.200"
8151	10753	5/8" Lap	10	4" Diameter x 1/2" Deep	6.625"	6.625"
8161	08161	Flat Surfaces	10	4" Diameter x 1/2" Deep	6.625"	6.625"
8171	10757	Dutch Lap	10	4" Diameter x 1/2" Deep	6.625"	6.625"

\*For Dimensions A, B, and C, see drawings above

8141



8141DBL



1/2" Double Lap Siding

8141DBL