



Cast Iron Threaded Fittings Class 125 (Standard)

FIGURE 383 Hex Bushing	Size					Unit Weight				
	NPS	DN	Hex Type	All Cast Iron	NPS	DN	Black		Galv.	
							lbs	kg	lbs	kg
<p>Outside Hex Type A</p>  <p>Inside Hex Type B</p>  <p>See page 35 (Malleable Iron) for other available sizes.</p>	1½	40	A	C	¼	8	0.47	0.21	0.47	0.21
			B	C	⅜	10	0.47	0.21	0.47	0.21
			B	C	½	15	0.42	0.19	0.42	0.19
			B	C	¾	20	0.47	0.21	0.47	0.21
			A	C	1	25	0.50	0.23	0.50	0.23
	2	50	A	C	¼	8	0.75	0.34	0.75	0.34
			A	C	⅜	10	0.75	0.34	0.75	0.34
			B	C	½	15	0.70	0.32	0.70	0.32
			B	C	¾	20	0.71	0.32	0.71	0.32
			B	C	1	25	0.73	0.33	0.73	0.33
			A	C	1¼	32	0.81	0.37	0.81	0.37
	2½	65	B	C	½	15	1.28	0.58	1.28	0.58
			B	C	¾	20	1.25	0.57	1.25	0.57
			B	C	1	25	1.16	0.53	1.16	0.53
			B	C	1¼	32	1.24	0.56	1.24	0.56
			B	C	1½	40	1.29	0.59	1.29	0.59
	3	80	B	C	½	15	1.93	0.88	1.93	0.88
			B	C	¾	20	1.92	0.87	1.92	0.87
			B	C	1	25	1.90	0.86	1.90	0.86
			B	C	1¼	32	1.77	0.80	1.77	0.80
			B	C	1½	40	1.79	0.81	1.79	0.81
			A	C	2	50	1.90	0.86	1.90	0.86
			A	C	2½	65	1.63	0.74	1.63	0.74
	3½	80	B	C	1	25	2.42	1.10	2.42	1.10
B			C	1¼	32	2.56	1.16	2.56	1.16	
B			C	1½	40	2.65	1.20	2.65	1.20	
B			C	2	50	2.54	1.15	2.54	1.15	
A			C	2½	65	3.23	1.46	3.23	1.46	
A			C	3	80	1.96	0.89	1.96	0.89	

Continued on next page.



According to specifications, hex bushings and cored plugs should be used with 150# malleable iron and 125# cast iron. Solid plugs and face bushings are recommended for use with 250# and 300# fittings.

Note: See page 36 for pressure-temperature ratings.


Cast Iron Threaded Fittings

Class 125 (Standard)

Continued from previous page.

FIGURE 383 Hex Bushing	Size						Unit Weight			
							Black		Galv.	
	NPS	DN	Hex Type	All Cast Iron	NPS	DN	lbs	kg	lbs	kg
Outside Hex Type A  Inside Hex Type B 	4	100	B	C	1	25	3.59	1.63	3.59	1.63
			B	C	1 1/4	32	3.54	1.61	3.54	1.61
			B	C	1 1/2	40	3.44	1.56	3.44	1.56
			B	C	2	50	3.11	1.41	3.11	1.41
			B	C	2 1/2	65	3.29	1.49	3.29	1.49
			A	C	3	80	3.15	1.43	3.15	1.43
			A	C	3 1/2	90	2.50	1.13	2.50	1.13
	5	125	B	C	2	50	5.12	2.32	5.12	2.32
			B	C	2 1/2	65	4.87	2.21	4.87	2.21
			B	C	3	80	4.83	2.19	4.83	2.19
			A	C	3 1/2	90	4.00	1.81	–	–
			A	C	4	100	3.94	1.79	3.94	1.79
	6	150	B	C	2	50	8.00	3.63	8.00	3.63
			B	C	2 1/2	65	7.72	3.50	–	–
B			C	3	80	7.75	3.51	7.75	3.51	
B			C	4	100	6.83	3.10	6.83	3.10	
A			C	5	125	5.24	2.38	5.24	2.38	
8	200	B	C	3	80	15.50	7.03	–	–	
		B	C	4	100	13.93	6.32	–	–	
		B	C	5	125	13.65	6.19	–	–	
		A	C	6	150	13.19	5.98	13.19	5.98	
10	250	B	C	6	150	24.50	11.11	–	–	
		A	C	8	200	22.00	9.98	–	–	

See page 35 (Malleable Iron) for other available sizes.

FIGURE 385 Face Bushing	Size				Unit Weight	
					Black	
	NPS	DN	NPS	DN	lbs	kg
 <p>See page 35 (Malleable Iron) for other available sizes.</p>	3	80	2	50	13.30	6.03
	4	100	2 1/2	65	2.55	1.16
			3	80	19.20	8.71

According to specifications, hex bushings and cored plugs should be used with 150# malleable iron and 125# cast iron. Solid plugs and face bushings are recommended for use with 250# and 300# fittings.

Note: See page 36 for pressure-temperature ratings.