



WELL-X-TROL®

Diaphragm Well Tanks: Underground, Wall Hung and Pump Stand Series

150 PSIG Working Pressure

Construction

Shell	High Strength Steel
Diaphragm	Heavy Duty Butyl
Liner	Antimicrobial
System Connection	Stainless Steel
Finish	Tuf-Kote™ HG Blue
Water Circulator	Turbulator™
Air Valve	Projection Welded
Factory Precharge	38 PSIG (2.6 bar)

Performance

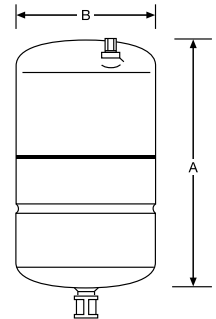
Maximum Operating Temperature	200°F (93°C)
Maximum Working Pressure	150 PSIG (10.3 bar)
Maximum Relief Valve Setting	125 PSIG (8.6 bar)
Warranty	7 Year

Application

- Controls pump cycling in residential well water systems.

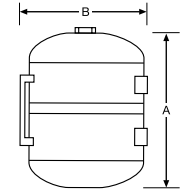
Underground Models (BLACK)

Model Number	Tank Volume		Max. Acceptance Factor	A Tank Height		B Tank Diameter		System Connection (NPTM)	Shipping Weight	
	Gal	Lit		In	mm	In	mm		Lbs	Kg
WX-200UG	14	53	0.81	23	584	15	381	1	22	10
WX-202UG	20	76	0.57	30	762	15	381	1	30	14
WX-250UG	44	167	0.77	33	838	22	559	1¼	60	27
WX-251UG	62	235	0.55	44	1118	22	559	1¼	83	38



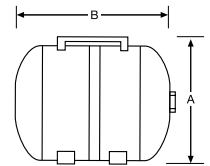
Wall Hung Model for VFD Systems

Model Number	Tank Volume		Max. Acceptance Factor	A Tank Height		B Tank Diameter		System Connection (NPTM)	Shipping Weight	
	Gal	Lit		In	mm	In	mm		Lbs	Kg
WX-102VFD	4.4	17	0.55	15	381	12	305	¾	13	6



Pump Stand Models

Model Number	Tank Volume		Max. Acceptance Factor	A Tank Height		B Tank Width		System Connection (NPTM)	Shipping Weight	
	Gal	Lit		In	mm	In	mm		Lbs	Kg
WX-102PS	4.4	17	0.55	12	305	15	381	¾	13	6
WX-105PS	5.3	20	0.80	12	305	18	457	¾	15	7
WX-110PS	7.4	28	0.56	12	305	23	584	¾	18	8
WX-200PS	14.0	53	0.81	16	406	22	559	1	29	13
WX-202PS	20.0	76	0.57	16	406	30	762	1	35	16
WX-202H	20.0	76	0.57	16	406	30	762	1	33	15



All dimensions and weights are approximate.

Job Name _____	Notes _____
Engineer _____	_____
Contractor _____	_____
P.O. No. _____	_____
Sales Rep. _____	_____
Model No. _____	_____

