

Plastic Continuous Wastes-Center Outlet



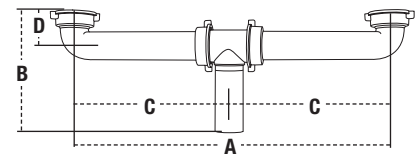
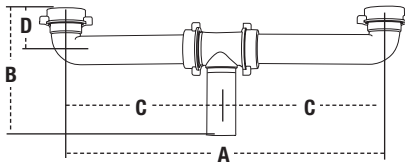
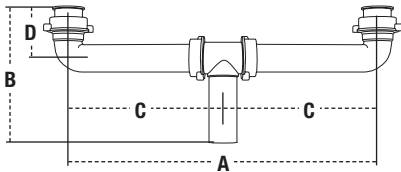
All Purpose Type



Slip Joint Type



Quick Hook-Up Type



MODEL	✓ TO SUBMIT	DESCRIPTION	DIMENSIONS								COLOR
			A		B		C		D		
			in	mm	in	mm	in	mm	in	mm	
Center Outlet - All Purpose Type											
559 333AP		1 1/2" x 16" centers	16	406	6 1/2	165	8 1/2	216	2	51	Black
559 666AP		1 1/2" x 16" centers	16	406	6 1/2	165	8 1/2	216	2	51	White
Center Outlet - Slip Joint Type - Supplied with Baffle Twin Elbow											
559 333		1 1/2" x 16" centers	16	406	6 1/2	165	8 1/2	216	2	51	Black
559 666		1 1/2" x 16" centers	16	406	6 1/2	165	8 1/2	216	2	51	White
560 333		1 1/2" x 21" centers	21	533	6 1/2	165	10 1/2	267	2	51	Black
560 666		1 1/2" x 21" centers	21	533	6 1/2	165	10 1/2	267	2	51	White
561 666		1 1/2" x 25" centers	25	635	6 1/2	165	12 1/2	318	2	51	white
Center Outlet - Quick Hook-Up Type - Supplied Baffle Twin Elbow											
595 666		1 1/2" x 16" centers	16	406	6 1/2	165	8 1/2	216	2	51	White

Watts product specifications in U.S. customary units and metric are approximate and are provided for reference only. For precise measurements, please contact Watts Technical Service. Watts reserves the right to change or modify product design, construction, specifications, or materials without prior notice and without incurring any obligation to make such changes and modifications on Watts products previously or subsequently sold.



Brass & Tubular Products

USA: 815 Chestnut St., No. Andover, MA 01845-6098; www.watts.com
 Canada: 5435 North Service Rd., Burlington, ONT. L7L 5H7; www.wattscanada.ca
 ES-WB&T-Plstc-Cntns-Wsts-CO 0751

© Watts Regulator Company, 2007